



Lumineux
group

Lighting solutions
tailored to you

Lumineux
making light work

Lumineux
sports

truSmart
intelligent controls

Introduction to Lumineux Group

The Lumineux Group is a family run, UK based manufacturer and distributor of quality LED lighting products. We have been providing a superb range of commercial and industrial lighting solutions for over 35 years and are founded on an approach of high quality, innovation and dependability.

Over the years, the group has developed into five central brands:



How we are we different?



Customer Service

Directly contactable technical and support teams to give you and your customer the best service before, during and after your order.



Reliability

98% stock availability from our UK storage facility. Free next day delivery available.



Trustworthy

Clear, straightforward warranties with no complex sign-up.

How can we support you?



Lighting Designs

We offer a full lighting design service. All lighting designs come with a comprehensive energy saving report, showing the real money savings that can be achieved.



Bespoke Solutions

We can provide custom made lighting solutions, tailored to your customer's needs. We will work alongside you to understand the project, what your customer is looking for and to develop a solution to achieve this.



Technical Support

Lumineux Group pride ourselves on our team of technical experts. We are just a phone call away, with specialists who understand your projects and the industry.

Become a Lumineux Partner

Exclusive benefits and pricing available.



Quote Protection



POS Solutions



Marketing Support



Priority Lighting Design



Partner Pricing



Commercial Terms

Talk to your Lumineux ASM to find out more.

Product Highlights

Just a selection of the many new and improved products coming later this year and early 2024.

AVON PRO

Dual Wattage 4CCT Fire Rated Downlights



A 4CCT, dual wattage fire-rated downlight with Gimbal and Anti-Glare options available.

See page 62 for more details.



White Magnetic Bezel included

Darwell

Emergency Bulkhead



An emergency bulkhead with LiFePO4 battery and E-SEL3 inside.

See page 100 for more details.



Typhoon

Anti-Corrosive

A highly efficient Anti-Corrosive delivering over 160 lumens per watt.


See page 36 for more details.

Foremark Plus

High Bay - Zhaga Plug & Play

An 'A' rated high bay with a range of plug and play options.

See page 81 for more details.



Zhaga Plug & Play sensor position.



Lumineux group



Lumineux
making light work

Experts in commercial and industrial lighting.



Lumineux
sports

Sports lighting specialists at every level.



truSmart
intelligent controls

Smart lighting that gives you full control.

Lighting solutions tailored to you

AMENITY

Bulkheads, Wallpacks and Bollards

From Page 10

LINEAR

Battens, Anti-Corrosives and Tubulaires

From Page 28

COMMERCIAL

Panels, Downlights and Pendants

From Page 42

INDUSTRIAL

Mid Bays, High Bays and Accessories

From Page 70

EXTERIOR

Floodlights and Streetlights

From Page 88

EMERGENCY

Emergency Bulkheads, Spotlights, Signage and Emergency Packs

From Page 98

SPORTS

Court Floodlights, Sports Lights and Columns

From Page 108

SENSORS & DRIVERS

PIR, Microwave and Smart Sensors and Dimmable Drivers

From Page 124

TRUSMART

Panels, Battens and Drivers

From Page 130

Lumineux Group

New & Upgraded Products for 2023/2024



UPGRADED



Hurworth
Wallpack
Page 24

UPGRADED



Leighton
Bollard
Page 26

UPGRADED



Olton UGR
Academic Batten
Pages 38-39

UPGRADED



Olton
Academic Batten
Page 40

UPGRADED



Meldon
Adjustable Downlight
Pages 54-55

NEW



Avon PRO Standard
Fire Rated Downlight
Pages 62-63

NEW



Avon PRO Gimbal
Fire Rated Downlight
Page 64

NEW



Avon PRO Anti-Glare
Fire Rated Downlight
Page 65

NEW



Derwent
Mid Bay
Page 75


NEW



Darwell
Emergency Bulkhead
Page 100




NEW



Averon
Sports Light
Pages 120-121

NEW



Columns
Exterior Lighting Columns
Pages 122-123



NEW



Snowdon
Backlit Smart Panel
Page 133

NEW



Blackburn
Indirect Smart Panel
Page 134

NEW



Sierra
Academic Smart Batten
Page 135

Smart Lighting Options



truSmart is Lumineux Group's wireless, smart lighting solution - enabling you to control an individual fitting, room, floor or entire building from an app on your smart device. It can be retrofitted into existing systems using our smart drivers or as a new install through our smart fittings.

Just install, connect and control your smart lighting.

Find out more on pages 132 - 135.

CASAMBI

Casambi is a wireless lighting control system and platform that uses Bluetooth Low Energy (BLE) technology to enable the control and management of lighting. It uses a mesh network to enable easier scaling and tends to be operated through a mobile app.



Dali is a wired lighting control protocol, using a DALI bus and DALI wiring to communicate between the control device and lighting fixtures. Typically, it is operated using control interfaces such as wall-mount switches or controllers.

Lumineux Compatibility:

Lumineux Group now stock Casambi and DALI compatible drivers, meaning a range of products can now be retrofitted into existing systems.

To find out more or to enquire about installing our fittings into one of these systems contact your ASM or call us on 01507 328 031.

Agricultural Lighting

Milking Parlours to Storage Barns

CASE STUDY

Crokers Grange Farm

Crokers Grange Farm, based in South Devon, is a new, family run business producing high quality Jersey milk. The owners have been slowly developing the site into a highly efficient and easy to manage dairy.

They chose Lumineux's Stanford Anti-Corrosives for their high lumen efficiency and energy saving abilities, plus how easy they were to install and maintain.



Stanford Anti-Corrosive
Single & Twin
(See page 35)



Amenity



Ridgegate
Bulkhead
Pages 12-13



Rutland
9W Bulkhead
Page 14



Rutland
12W Bulkhead
Page 15



Pebley
Utility Round / Square
Pages 16-17



Royd
Anti-Tamper Bulkhead
Page 18



Hollingworth
Diecast Bulkhead
Page 19



Hatherton
Multi Bulkhead
Pages 20-21



Howden
Stairwell Bulkhead
Page 22




Hurworth Mini
Wallpack
Page 23

UPGRADED



Hurworth
Wallpack
Page 24



Hawkrige
Asymmetric Wallpack
Page 25

UPGRADED










Leighton
Bollards
Page 26

Ridgegate

14W 3CCT Bulkhead



 IP65 Ingress Protection	 3 3CCT	 BESA Mount	 99 Lumens per Circuit Watt	 Push-Fit Terminals	 Twist & Lock	 3 YR Product Warranty
---	--	---	--	---	---	---

- **NEW Twist & Lock geartray** for easier installation
- Tough and durable body and polycarbonate diffuser
- Wall and ceiling mount
- LED lifespan 50,000 hours L70
- Standard, microwave, emergency and 3 step dimming options available
- IK08 impact rated

Option No.	Description
-M3	Emergency*
-MW	Microwave
-M3-MW	Emergency* & Microwave
-SD	Step Dim
-M3-SD	Emergency* & Step Dim

Scan for details



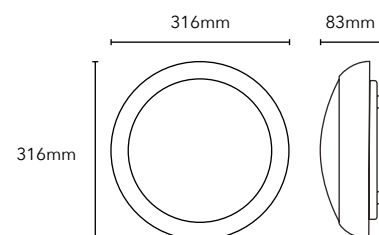
Part No.	Description	Watts	Kelvin	Lumens	LPCW
430155	Ridgegate Bulkhead - White	14W	3CCT	1,276	99

Technical Information

Input	220-240V AC
Operating Temp	-20°C - +40°C
IP Rating	IP65
Connection Type	Push Terminal

LiFePO4

* See page 143 for battery warranties and operating temperatures. Lumen figures based on 4000K output.



Ridgegate Bulkhead

RIDGEGATE




Featuring the
NEW
Twist & Lock
Geartray

Optic Lens

3CCT Switch

Twist & Lock







Tough and durable body
and polycarbonate diffuser



Rutland

9W 3CCT Bulkhead



 IP65 Ingress Protection	 3 3CCT	 BESA Mount	 104 Lumens per Circuit Watt	 Push-Fit Terminals	 5 YR Product Warranty
--	---	---	--	---	--

- Tough and durable body and polycarbonate diffuser
- Wall and ceiling mount
- LED lifespan 50,000 hours L70
- Standard, microwave and emergency options available
- IK08 impact rated

Option No.	Description
-M3	Emergency*
-MW	Microwave
-M3-MW	Emergency* & Microwave

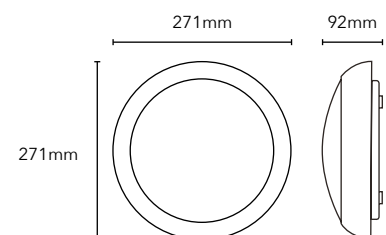
Scan for details



Part No.	Description	Watts	Kelvin	Lumens	LPCW
430400	Rutland Bulkhead - White	9W	3CCT	859	104

Technical Information	
Input	220-240V AC
Operating Temp	-20°C - +40°C
IP Rating	IP65
Connection Type	Push Terminal

LiFePO4










* See page 143 for battery warranties and operating temperatures. Lumen figures based on 4000K output.

Rutland

12W 3CCT Bulkhead



						
Ingress Protection	3 CCT	BESA Mount	Lumens per Circuit Watt	Push-Fit Terminals	Twist & Lock	Product Warranty

- Tough and durable body and polycarbonate diffuser
- Wall and ceiling mount
- LED lifespan 50,000 hours L70
- Standard, microwave, emergency and 3 step dimming options available
- IK08 impact rated

Option No.	Description
-M3	Emergency*
-MW	Microwave
-M3-MW	Emergency* & Microwave
-SD	Step Dim
-M3-SD	Emergency* & Step Dim

Scan for details

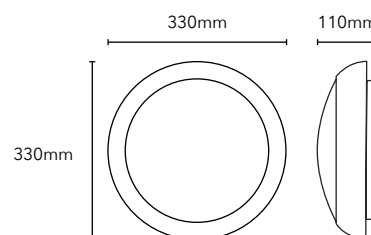


Part No.	Description	Watts	Kelvin	Lumens	LPCW
430156	Rutland Bulkhead - White	12W	3CCT	1,274	113

Technical Information

Input	220-240V AC
Operating Temp	-20°C - +40°C
IP Rating	IP65
Connection Type	Push Terminal








LiFePO4



* See page 143 for battery warranties and operating temperatures. Lumen figures based on 4000K output.

Pebbley

Utility Round Bulkhead

 IP66 Ingress Protection	 3 CCT	 BESA Mount	 120 Lumens per Circuit Watt	 Push-Fit Terminals	 Twist & Lock	 5 YR Product Warranty
---	--	---	---	---	---	---

- Tough and durable body and polycarbonate prismatic diffuser
- Wall and ceiling mount
- LED lifespan 50,000 hours L70
- Standard, microwave and emergency, dusk to dawn and 3 step dimming options available
- IK08 impact rated



Option No.	Description
-M3	Emergency*
-MW	Microwave
-M3-MW	Emergency* & Microwave
-DD	Dusk to Dawn
-M3-DD	Emergency* & Dusk to Dawn
-SD	Step Dim
-M3-SD	Emergency* & Step Dim

Scan for details

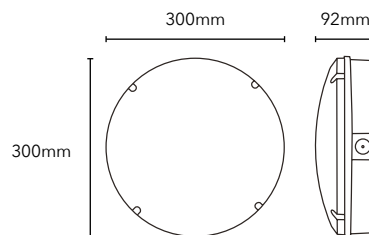


Part No.	Description	Watts	Kelvin	Lumens	LPCW
430159-WH	Pebbley Utility Round Bulkhead - White	12W	3CCT	1,324	120
430159-BL	Pebbley Utility Round Bulkhead - Black	12W	3CCT	1,324	120

Technical Information

Input	220-240V AC
Operating Temp	-20°C - +40°C
IP Rating	IP66
Connection Type	Push Terminal








LiFePO4



* See page 143 for battery warranties and operating temperatures. Lumen figures based on 4000K output.

Pebley

Utility Square Bulkhead

 IP65 Ingress Protection	 3 CCT	 BESA Mount	 124 Lumens per Circuit Watt	 Push-Fit Terminals	 Twist & Lock	 5 YR Product Warranty
---	--	---	---	---	---	---

- Tough and durable body and polycarbonate prismatic diffuser
- Wall and ceiling mount
- LED lifespan 50,000 hours L70
- Standard, microwave and emergency, dusk to dawn and 3 step dimming options available
- IK08 impact rated

Option No.	Description
-M3	Emergency*
-MW	Microwave
-M3-MW	Emergency* & Microwave
-DD	Dusk to Dawn
-M3-DD	Emergency* & Dusk to Dawn
-SD	Step Dim
-M3-SD	Emergency* & Step Dim

Scan for details

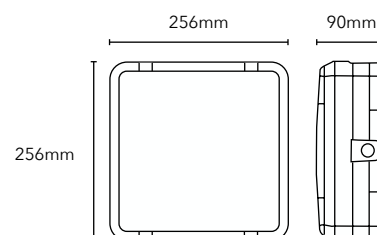


Part No.	Description	Watts	Kelvin	Lumens	LPCW
430160-WH	Pebley Utility Square Bulkhead - White	12W	3CCT	1,486	124
430160-BL	Pebley Utility Square Bulkhead - Black	12W	3CCT	1,486	124

Technical Information

Input	220-240V AC
Operating Temp	-20°C - +40°C
IP Rating	IP65
Connection Type	Push Terminal

LiFePO4








* See page 143 for battery warranties and operating temperatures. Lumen figures based on 4000K output.

Royd

Anti-Tamper 3CCT Bulkhead



						
Ingress Protection	3CCT	BESA Mount	Lumens per Circuit Watt	Push-Fit Terminals	Twist & Lock	Product Warranty

- Tough and durable body and polycarbonate diffuser
- Wall and ceiling mount
- LED lifespan 50,000 hours L70
- Standard, microwave and emergency and 3 step dimming options available
- IK08 impact rated
- Tamper proof screws

Option No.	Description
-M3	Emergency*
-MW	Microwave
-M3-MW	Emergency* & Microwave
-SD	Step Dim
-M3-SD	Emergency* & Step Dim

Scan for details

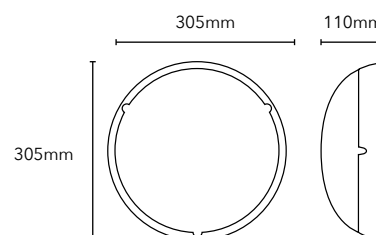


Part No.	Description	Watts	Kelvin	Lumens	LPCW
430157	Royd Anti-Tamper Bulkhead - White	12W	3CCT	1,405	121
430158	Royd Anti-Tamper Bulkhead - White	20W	3CCT	2,390	128

Technical Information

Input	220-240V AC
Operating Temp	-20°C - +40°C
IP Rating	IP65
Connection Type	Push Terminal

LiFePO4



* See page 143 for battery warranties and operating temperatures. Lumen figures based on 4000K output.

Hollingworth

Diecast 3CCT Bulkhead

IP65 Ingress Protection	IK10 Impact Rating	3 3CCT	94 Lumens per Circuit Watt	 Push-Fit Terminals	5 YR Product Warranty
-----------------------------------	------------------------------	------------------	--------------------------------------	------------------------	---------------------------------



- Tough and durable diecast body with polycarbonate diffuser
- Wall and ceiling mount
- LED lifespan 50,000 hours L70
- Standard, microwave and emergency, dusk to dawn and 3 step dimming options available
- IK10 impact rated

Option No.	Description
-M3	Emergency*
-MW	Microwave
-M3-MW	Emergency* & Microwave
-DD	Dusk to Dawn
-M3-DD	Emergency* & Dusk to Dawn
-SD	Step Dim
-M3-SD	Emergency* & Step Dim

Scan for details

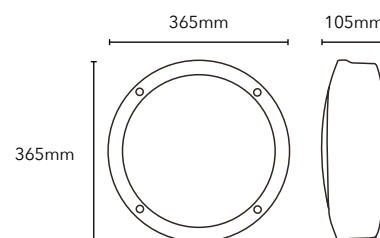


Part No.	Description	Watts	Kelvin	Lumens	LPCW
430239	Hollingworth Diecast Bulkhead Full - Black	20W	3CCT	1,737	94
430240	Hollingworth Diecast Bulkhead Eyelid - Black	20W	3CCT	1,143	62

Technical Information

Input	220-240V AC
Operating Temp	-20°C - +40°C
IP Rating	IP65
Connection Type	Push Terminal

LiFePO4










Eyelid Bulkhead = 365mm x 365mm x 110mm

* See page 143 for battery warranties and operating temperatures. Lumen figures based on 4000K output.

Hatherton

Multi-Configurable 3CCT Bulkhead

						
Ingress Protection	3CCT	BESA Mount	Lumens per Circuit Watt	Push-Fit Terminals	Twist & Lock	Product Warranty

- Tough and durable body and polycarbonate diffuser
- Wall and ceiling mount
- LED lifespan 50,000 hours L70
- Standard, microwave and emergency, dusk to dawn and 3 step dimming options available
- IK08 impact rated
- 20mm conduit entry



Option No.	Description
-M3	Emergency*
-MW	Microwave
-M3-MW	Emergency* & Microwave
-DD	Dusk to Dawn
-M3-DD	Emergency* & Dusk to Dawn
-SD	Step Dim
-M3-SD	Emergency* & Step Dim

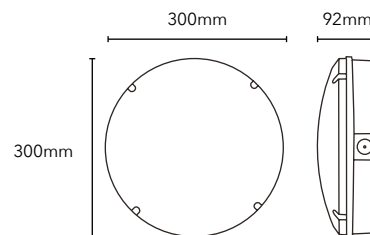
Scan for details



Part No.	Description	Watts	Kelvin	Lumens	LPCW
401580	Hatherton Multi Bulkhead - White	12W	3CCT	1,386	124
401581	Hatherton Multi Bulkhead - White	16W	3CCT	1,829	128
401582	Hatherton Multi Bulkhead - White	20W	3CCT	2,312	127

Technical Information	
Input	220-240V AC
Operating Temp	-20°C - +40°C
IP Rating	IP66
Connection Type	Push Terminal

LiFePO4



* See page 143 for battery warranties and operating temperatures. Lumen figures based on 4000K output.


Hatherton Bulkhead

12W, 16W or 20W multi-configurable bulkhead

Our flagship Hatherton bulkhead has proven increasingly popular with contractors who require bezel and geartray options for different areas and environments.

Tough And Durable Body And Diffuser

20mm Conduit Entry



HATHERTON

FULL Bezel



Part No: 401589 - Black
Part No: 401588 - White

EYELID Bezel



Part No: 401592 - Black

DECORATIVE Bezel



Part No: 401595 - Black

GRILL Bezel









Part No: 401598 - Black

Howden

3CCT Bulkhead



 IP54 Ingress Protection	 3 3CCT	 120° Beam Angle	 113 Lumens per Circuit Watt	 Push-Fit Terminals	 5 YR Product Warranty
--	---	--	--	---	--

- Tough and durable polycarbonate housing
- Push fit terminals with loop in and loop out
- 200lm emergency option
- 3CCT switchable
- High efficiency, up to 113LPCW
- IK08 impact rated
- Ideal for stairwells

Option No.	Description
-M3	Emergency*
-MW	Microwave
-M3-MW	Emergency* & Microwave

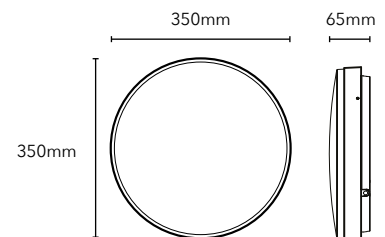
Scan for details



Part No.	Description	Watts	Kelvin	Lumens	LPCW
432044	Howden Bulkhead - White	25W	3CCT	2,909	113

Technical Information	
Input	220-240V AC
Operating Temp	-20°C - +40°C
IP Rating	IP54
Connection Type	Push Terminal







LiFePO4



* See page 143 for battery warranties and operating temperatures. Lumen figures based on 4000K output.

Hurworth Mini

3CCT Wallpack

					
Ingress Protection	3CCT	Impact Rating	Lumens per Circuit Watt	Push-Fit Terminals	Product Warranty

- Tough body construction with polycarbonate diffuser
- LED lifespan 30,000 hours L70
- Standard, emergency and dusk to dawn options available



Option No.	Description
-M3	Emergency*
-DD	Dusk to Dawn
-M3-DD	Emergency* & Dusk to Dawn

Scan for details

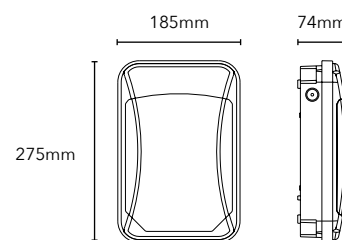


Part No.	Description	Watts	Kelvin	Lumens	LPCW
410290	Hurworth Mini Wallpack - Black	15W	3CCT	1,282	89

Technical Information

Input	220-240V AC
Operating Temp	-20°C - +40°C
IP Rating	IP65
Connection Type	Push Terminal






LiFePO4



* See page 143 for battery warranties and operating temperatures. Lumen figures based on 4000K output.

UPGRADED

Hurworth 3CCT Wallpack

 IP65 Ingress Protection	 3 3CCT	 BESA Mount	 125 Lumens per Circuit Watt	 5 YR Product Warranty
--	---	---	--	--

- Tough polycarbonate body and diffuser
- Hinged front cover for quick and easy installation
- LED lifespan 50,000 hours L70
- Standard, emergency and dusk to dawn options available
- IK10 impact rated



Option No.	Description
-M3	Emergency*
-DD	Dusk to Dawn
-M3-DD	Emergency* & Dusk to Dawn

Scan for details

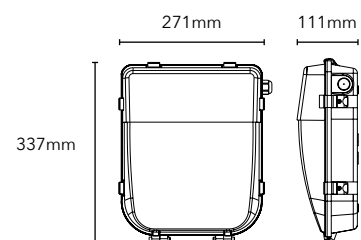


Part No.	Description	Watts	Kelvin	Lumens	LPCW
432666	Hurworth 3CCT Wallpack - Black	22W	3CCT	2,765	125

Technical Information

Input	220-240V AC
Operating Temp	-20°C - +40°C
IP Rating	IP65
Connection Type	Push Terminal

LiFePO4




* See page 143 for battery warranties and operating temperatures. Lumen figures based on 4000K output.

Hawkridge

3CCT Asymmetric Wallpack

IP65	3	BESA	107	5 YR
Ingress Protection	3CCT	BESA Mount	Lumens per Circuit Watt	Product Warranty



- Tough aluminium body with polycarbonate diffuser
- LED lifespan 50,000 hours L70
- Standard, emergency and dusk to dawn options available
- IK08 impact rated
- Selectable wattages

Option No.	Description
-M3	Emergency*
-DD	Dusk to Dawn
-M3-DD	Emergency* & Dusk to Dawn

Scan for details

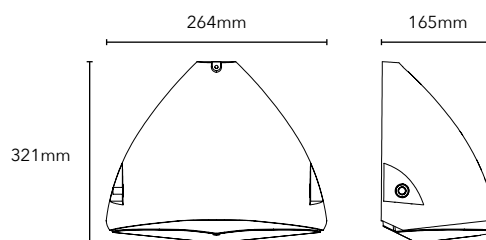


Part No.	Description	Watts	Kelvin	Lumens	LPCW
430698	Hawkridge Asymmetric Wallpack - Black	18W / 28W	3CCT	1,926 / 2,917	107

Technical Information

Input	220-240V AC
Operating Temp	-20°C - +40°C
IP Rating	IP65
Connection Type	Push Terminal

LiFePO4



* See page 143 for battery warranties and operating temperatures. Lumen figures based on 4000K output.

UPGRADED

Leighton Bollards

IP66	IK10	110°	80	5 YR
Ingress Protection	Impact Rating	Beam Angle	Lumens per Circuit Watt	Product Warranty

- Tough aluminium body with polycarbonate optical lens
- LED lifespan 50,000 hours L70
- IK10 impact rated
- Includes Post Mount Kit



Option No.	Description
430692	Leighton Visor - Black

Part No: 430688
500mm Post with Root Kit

Part No: 430689
900mm Post with Root Kit

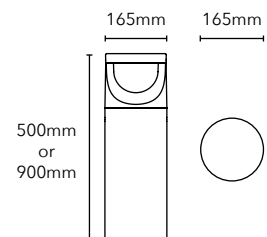
Scan for details



Part No.	Description	Watts	Kelvin	Lumens	LPCW
430690	Leighton Bollard Head - Black	14W	4000K	1,190	85
430691	Leighton Bollard Head - Black	24W	4000K	1,920	80
430688	Leighton Bollard Post 500mm with Root Kit - Black	-	-	-	-
430689	Leighton Bollard Post 900mm with Root Kit - Black	-	-	-	-

Technical Information

Input	220-240V AC
Operating Temp	-30°C - +50°C
IP Rating	IP66
Connection Type	Flying Lead





Linear



Sutton
Batten
Page 30



Sutton Plus
2CCT Batten
Page 31



Holywell
Batten
Pages 32-33



Stanford
Anti-Corrosive
Pages 34-35



Typhoon
Anti-Corrosive
Pages 36-37



Olton UGR
Academic Batten
Pages 38-39










Olton
Academic Batten
Page 40



Welford
Tubulaire
Page 41

Sutton

Batten - Single & Twin

 Ingress Protection	 LED Lifespan L70	 Flicker Free	 BESA Mount	 Loop in Loop out	 Push-Fit Terminals	 Product Warranty
---	---	---	---	---	---	---

- Frosted, ribbed polycarbonate diffuser to reduce glare
- Improved thermals utilising aluminium back PCBs
- Push fit terminals
- 20mm conduit entry
- Additional screw to secure end cap
- H3 - High Output Emergency 440lm option available



Part No: 401752
PIR Sensor.
See page 126 for product details.

Option No.	Description	Lumens
-H3	High Output Emergency*	440
401752	PIR Sensor	
401755	Remote Control	

Scan for details

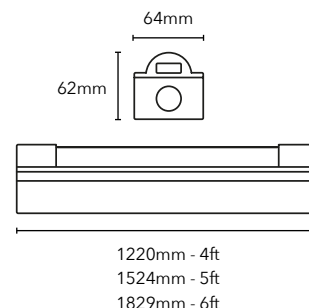


Part No.	Description	Watts	Kelvin	Lumens	LPCW
430038	Sutton Batten 4ft Single - White	19W	4000K	2,737	135
430040	Sutton Batten 5ft Single - White	27W	4000K	4,124	139
430042	Sutton Batten 6ft Single - White	38W	4000K	5,480	137
430039	Sutton Batten 4ft Twin - White	38W	4000K	5,033	124
430041	Sutton Batten 5ft Twin - White	50W	4000K	6,257	118
430043	Sutton Batten 6ft Twin - White	60W	4000K	7,320	121

Technical Information








Input	220-240V AC
Operating Temp	0°C - +40°C
IP Rating	IP20
Connection Type	Push Terminal

* See page 143 for battery warranties and operating temperatures.



Sutton Plus

2CCT Batten - Single & Twin

 IP20 Ingress Protection	 50,000 LED Lifespan L70	 Flicker Free	 BESA Mount	 Loop in Loop out	 Push-Fit Terminals	 5 YR Product Warranty
---	---	---	---	---	---	---

- Frosted, ribbed polycarbonate diffuser to reduce glare
- Improved thermals utilising aluminium back PCBs
- Push fit terminals
- 20mm conduit entry
- Additional screw to secure end cap
- H3 - High Output Emergency 440lm option available

Option No.	Description	Lumens
-H3	High Output Emergency*	440
-PIR	Integral PIR	
-H3-PIR	High Output Emergency* & Integral PIR	440



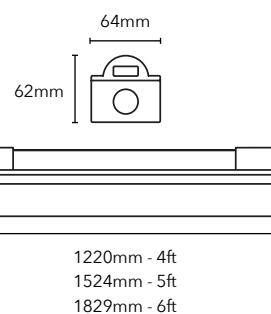
Scan for details



Part No.	Description	Watts	Kelvin	Lumens	LPCW
430402	Sutton Plus 2CCT Batten 4ft Single - White	19W	4000K / 6000K	2,819 / 2,755	134 / 131
430395	Sutton Plus 2CCT Batten 5ft Single - White	27W	4000K / 6000K	4,463 / 4,433	144 / 148
430397	Sutton Plus 2CCT Batten 6ft Single - White	38W	4000K / 6000K	5,467 / 5,472	134 / 136
430403	Sutton Plus 2CCT Batten 4ft Twin - White	38W	4000K / 6000K	5,253 / 5,162	126 / 123
430396	Sutton Plus 2CCT Batten 5ft Twin - White	50W	4000K / 6000K	6,087 / 6,100	121 / 121
430398	Sutton Plus 2CCT Batten 6ft Twin - White	60W	4000K / 6000K	7,617 / 7,502	122 / 124

Technical Information








Input	220-240V AC
Operating Temp	-0°C - +40°C
IP Rating	IP20
Connection Type	Push Terminal




* See page 143 for battery warranties and operating temperatures. Lumen figures based on 4000K output.

Holywell

Batten - Single & Twin

 Ingress Protection	 LED Lifespan L70	 Flicker Free	 BESA Mount	 Loop in Loop out	 Push-Fit Terminals	 Product Warranty
---	---	---	---	---	---	---

- Steel body construction with powder coat finish
- Unique opal diffuser design for optimum performance and light distribution
- Conduit entry points at both ends
- Suitable for central BESA mounting
- Additional screw to secure end cap
- High output self-test emergency available



Part No: 401752
PIR Sensor.
See page 126 for product details.

Option No.	Description	Lumens
-H3S	High Output Emergency* Self-Test	300
401752	PIR Sensor	
401755	PIR Remote Control	

Scan for details


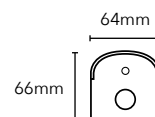


Part No.	Description	Watts	Kelvin	Lumens	LPCW
430703	Holywell Batten 4ft Single - White	20W	4000K	2,399	121
430705	Holywell Batten 5ft Single - White	30W	4000K	3,668	123
430707	Holywell Batten 6ft Single - White	40W	4000K	4,758	121
430704	Holywell Batten 4ft Twin - White	40W	4000K	4,908	122
430706	Holywell Batten 5ft Twin - White	50W	4000K	6,049	120
430708	Holywell Batten 6ft Twin - White	60W	4000K	7,392	122

Technical Information

Input	220-240V AC
Operating Temp	0°C - +40°C
IP Rating	IP20
Connection Type	Push Terminal

* See page 143 for battery warranties and operating temperatures.



1203mm - 4ft
1503mm - 5ft
1803mm - 6ft

Holywell Batten

HOLYWELL

4ft, 5ft, 6ft - Single & Twin

The Holywell batten is designed for easy install and impressive performance. It now comes with a 5 year warranty for added reliability.

Unique Opal Diffuser Designed For Optimum Performance

High Output Self-Test Emergency Available

Conduit Entry Points At Both Ends

Additional
Screw At End

Stanford

Anti-Corrosive - Single

IP65

Ingress Protection

IK08

Impact Rating

50,000

LED Lifespan L70

5 YR

Product Warranty

POWERED BY : ENEC
TRIDONIC



- High efficacy up to 145LPCW
- Anti-distortion housing
- Improved thermals utilising aluminium back PCBs
- Opal, ribbed polycarbonate diffuser to reduce glare
- Stainless steel clips
- H3 - High Output Emergency 440lm option available

Option No.	Description	Lumens
-H3	High Output Emergency*	440
-MW	Microwave	
-H3-MW	High Output Emergency* & Microwave	440

Scan for details

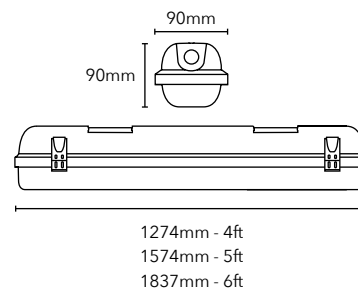


Part No.	Description	Watts	Kelvin	Lumens	LPCW
430026	Stanford Anti-Corrosive 4ft Single - Grey	19W	4000K	2,505	124
430032	Stanford Anti-Corrosive 4ft Single - Grey	19W	5000K	2,837	145
430028	Stanford Anti-Corrosive 5ft Single - Grey	27W	4000K	3,664	133
430034	Stanford Anti-Corrosive 5ft Single - Grey	27W	5000K	3,927	142
430030	Stanford Anti-Corrosive 6ft Single - Grey	38W	4000K	4,545	121
430036	Stanford Anti-Corrosive 6ft Single - Grey	38W	5000K	5,199	134

Technical Information

Input	220-240V AC
Operating Temp	-20°C - +40°C
IP Rating	IP65
Connection Type	Screw Terminal

* See page 143 for battery warranties and operating temperatures. **Not available on 4ft single.



Stanford

Anti-Corrosive - Twin

IP65	IK08	50,000	5 YR
Ingress Protection	Impact Rating	LED Lifespan L70	Product Warranty

POWERED BY : ENEC
TRIDONIC



- High efficacy up to 145LPCW
- Anti-distortion housing
- Improved thermals utilising aluminium back PCBs
- Opal, ribbed polycarbonate diffuser to reduce glare
- Stainless steel clips
- H3 - High Output Emergency 440lm option available

Option No.	Description	Lumens
-H3	High Output Emergency*	440
-MW	Microwave	
-H3-MW	High Output Emergency* & Microwave	440
-SD**	Step Dim Sensor	
-H3-SD**	High Output Emergency* & Step Dim Sensor	440

Scan for details

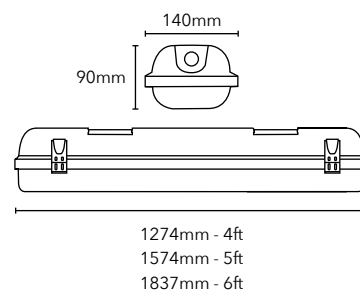


Part No.	Description	Watts	Kelvin	Lumens	LPCW
430027	Stanford Anti-Corrosive 4ft Twin - Grey	38W	4000K	4,736	124
430033	Stanford Anti-Corrosive 4ft Twin - Grey	38W	5000K	5,683	146
430029	Stanford Anti-Corrosive 5ft Twin - Grey	57W	4000K	7,400	127
430035	Stanford Anti-Corrosive 5ft Twin - Grey	57W	5000K	8,353	138
430031	Stanford Anti-Corrosive 6ft Twin - Grey	72W	4000K	8,871	125
430037	Stanford Anti-Corrosive 6ft Twin - Grey	72W	5000K	9,720	133

Technical Information







Input	220-240V AC
Operating Temp	-20°C - +40°C
IP Rating	IP65
Connection Type	Screw Terminal

* See page 143 for battery warranties and operating temperatures. **Not available on 6ft twin.



Typhoon

Anti-Corrosive - Single & Twin

 IP65 Ingress Protection	 IK08 Impact Rating	 Flicker Free	 50,000 LED Lifespan L70	>160 Lumens per Circuit Watt icon" data-bbox="370 198 422 234"/> >160 Lumens per Circuit Watt	 Push-Fit Terminals	 5 YR Product Warranty
--	---	---	--	---	---	--

- 160 LPCW output performance
- Threaded M20 cable entry
- Push fit terminals
- Stainless steel clips
- High output self-test emergency available



Option No.	Description	Lumens
-H3S	High Output Emergency* Self-Test	400
-MW	Microwave	
-H3S-MW	High Output Emergency* Self-Test & Microwave	400

Scan for details

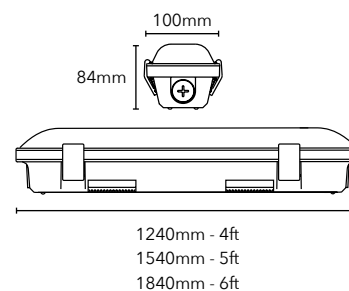


Part No.	Description	Watts	Kelvin	Lumens	LPCW
430591	Typhoon Anti-Corrosive 4ft Single - Grey	19W	4000K	3,253	167
430593	Typhoon Anti-Corrosive 5ft Single - Grey	20W	4000K	3,694	162
430595	Typhoon Anti-Corrosive 6ft Single - Grey	30W	4000K	4,948	162
430592	Typhoon Anti-Corrosive 4ft Twin - Grey	30W	4000K	5,168	162
430594	Typhoon Anti-Corrosive 5ft Twin - Grey	43W	4000K	7,012	162
430596	Typhoon Anti-Corrosive 6ft Twin - Grey	50W	4000K	8,186	162

Technical Information

Input	220-240V AC
Operating Temp	-20°C - +40°C
IP Rating	IP65
Connection Type	Push Terminal

* See page 143 for battery warranties and operating temperatures.



TYPHOON


TYPHOON

ANTI-CORROSIVE

4ft, 5ft, 6ft - Single & Twin

The launch of our high output 160 LPCW Typhoon Anti-Corrosive has been designed with the contractor in mind for easy and rapid installation.


Stainless Steel Securing Clips




Loop In-Loop Out Push-Fit Terminals



Pre-Threaded M20 Cable Entry With Blanking Cap




Quick Release Geartray For Faster Installation



UPGRADED

Olton UGR

Academic Batten



IP20	50,000			<19				5 YR
Ingress Protection	LED Lifespan L70	Flicker Free	BESA Mount	Unified Glare Rating	Push-Fit Terminals	Loop In Loop Out	Self-Test Emergency	Product Warranty

- Robust steel body
- Ribbed polycarbonate diffuser to reduce glare
- Multi 20mm conduit entry
- Switchable wattage available on internal driver
- High output self-test emergency available

Option No.	Description	Lumens
-H3S	High Output Emergency* Self-Test	300
-MW	Microwave	
-H3S-MW	High Output Emergency* Self-Test & Microwave	300

Scan for details

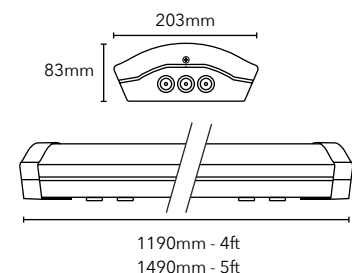


Part No.	Description	Watts	Kelvin	Lumens	LPCW
430645	Olton Academic UGR 4ft Batten - White	18W / 32W	4000K	2,509 / 4,462	140 / 139
430646	Olton Academic UGR 5ft Batten - White	24W / 43W	4000K	3,276 / 5,712	139 / 138

Technical Information

Input	220-240V AC
Operating Temp	0°C - +45°C
IP Rating	IP20
Connection Type	Push Terminal

LiFePO4



* See page 143 for battery warranties and operating temperatures.


Olton UGR

Academic Batten

OLTON

Specially designed for the educational sector, achieving <19 UGR in classrooms with additional options of self-test emergency and microwave sensors.









Taking energy savings to a whole new level, the Olton batten is also available with a truSmart sensor offering even more control for the end user.



UPGRADED

Olton

Dual Wattage Academic Batten Single & Twin

 IP20 Ingress Protection	 50,000 LED Lifespan L70	 Flicker Free	 115° Beam Angle	 Push-Fit Terminals	 BESA Mount	 Loop In Loop Out	 5 YR Product Warranty
---	---	---	---	---	---	---	---

- Robust steel body
- Opal ribbed polycarbonate diffuser to reduce glare
- Multi 20mm conduit entry
- Selectable wattage available on internal driver
- Self-test emergency available
- High output emergency available



Option No.	Description	Lumens
-MW	Microwave	
-M3S-MW	Open Area Emergency* Self Test & Microwave	139
-M3S	Open Area Emergency* Self Test	139
-H3	High Output Emergency*	330

Scan for details

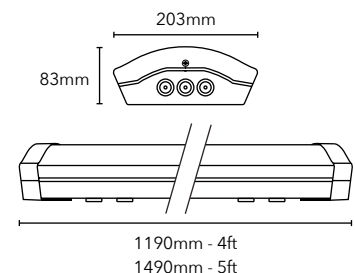


Part No.	Description	Watts	Kelvin	Lumens	LPCW
430817	Olton Academic Batten 4ft Dual - White	20W / 38W	4000K	2,240 / 4,256	112
430818	Olton Academic Batten 5ft Dual - White	30W / 58W	4000K	3,360 / 6,496	112

Technical Information

Input	220-240V AC
Operating Temp	0°C - +45°C
IP Rating	IP20
Connection Type	Push Terminal

* See page 143 for battery warranties and operating temperatures.



Welford Tubulaire

IP67	IK10		120°		5 YR
Ingress Protection	Impact Rating	Glare Reducing	Beam Angle	Push-Fit Terminals	Product Warranty

- Ideal for harsh environments
- IP67 & IK10 rated
- Full polycarbonate throughout
- High output emergency option available
- Microwave option available



Part No: 420557
Polycarbonate Brackets (x2)

Part No: 430351
Stainless Steel Brackets (x2)

Option No.	Description	Lumens
-H3	High Output Emergency*	500
-H3-MW	High Output Emergency* & Microwave	500
430351	Stainless Steel Brackets (x2)	
420557	Polycarbonate Brackets (x2)	

Scan for details

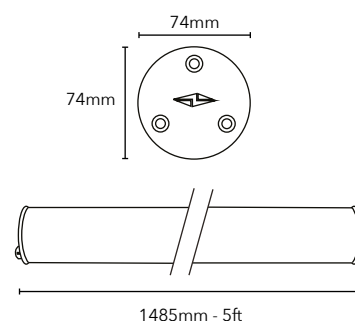


Part No.	Description	Watts	Kelvin	Lumens	LPCW
420542	Welford Tubulaire 5ft - Frosted	65W	5000K	7,651	121

Technical Information

Input	220-240V AC
Operating Temp	-20°C - +45°C
IP Rating	IP67
Connection Type	Push Terminal

* See page 143 for battery warranties and operating temperatures.



Commercial



Wraysbury
Panel Ranges
Pages 44-50



Loch3 & Loch4
Connectors
Page 51




Weston
Downlight
Page 53



Meldon
Adjustable Downlight
Pages 54-55




Eyebrook Dome/Lens
Downlights
Pages 56-57



Eyebrook Surface
Downlight
Page 58



Tunstall
Downlight
Page 59



Avon PRO
Downlight Ranges
Pages 62-65



Avon ONE
Fire Rated Downlight
Page 66



Avon AIR
Fire Rated Downlight
Page 67







Blakeley
Pendent
Page 68

Wraysbury Products

Overview




	Wraysbury	Wraysbury UGR
600 x 600	✓	✓
1200 x 600	✓	
	✓	✓
Kelvin	3000K, 4000K, 6000K & 3CCT	4000K, 6000K
UGR		<19
TP Rating	TP (a) & TP (b)	TP (a)
IP Rating	IP40	IP40
Lumens per watt	97lm/W - 113lm/W	120lm/W - 121lm/W
Key Feature	Multipack	Low UGR Rating
Warranty	5 Years	5 Years









Wraysbury Plus	Wraysbury IP65	Wraysbury Indirect
✓	✓	✓
✓		✓
4000K	4000K	4000K
TP (a)	TP (a)	TP (a)
IP40	IP65	IP40
175lm/W	120lm/W	111lm/W
High Efficiency	High Ingress Protection Rating	Low UGR Rating
5 Years	5 Years	5 Years

Wraysbury

600 x 600 Panel



 IP40 Ingress Protection	 110° Beam Angle	 Flicker Free	 Quick Connector	 50,000 LED Lifespan L70	 5 YR Product Warranty
---	---	---	--	---	---

- Optic lens for even light distribution
- Better uniformity and heat dissipation
- Flicker free driver
- Loch3 Quick Connector supplied
- Microprismatic TP (a) diffuser to achieve UGR <19 on selected models



Option No.	Description
430147	Ceiling Pattress Kit
430451	2W Universal Emergency* Pack LiFePO4 6.4V 1800mAh 12-50V DC Output

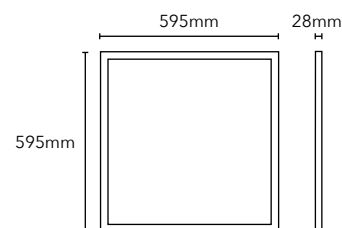
Scan for details



Part No.	Description	Watts	Kelvin	Lumens	LPCW
430056	Wraysbury Panel 600 x 600 TP (b) - White	30W	3000K	3,388	111
430057	Wraysbury Panel 600 x 600 TP (b) - White	30W	4000K	3,398	112
430057-MP	Wraysbury Panel 600 x 600 TP (b) - White 10 Multipack	30W	4000K	3,398	112
430058	Wraysbury Panel 600 x 600 TP (b) - White	30W	5000K	3,385	111
430059	Wraysbury Panel 600 x 600 TP (b) - White	30W	6000K	3,382	97
430115	Wraysbury Panel 600 x 600 TP (a) - White	30W	3CCT	3,382	113
430118	Wraysbury Panel 600 x 600 UGR TP (a) - White	28W	4000K	3,375	121
430119	Wraysbury Panel 600 x 600 UGR TP (a) - White	28W	6000K	3,345	120

Technical Information

Input	220-240V AC
Operating Temp	0°C - +40°C
IP Rating	IP40
Connection Type	Quick Connector









*See page 143 for battery warranties and operating temperatures. 3CCT Lumen output based on 4000K.

Wraysbury

1200 x 600 Panel



 IP40 Ingress Protection	 110° Beam Angle	 Flicker Free	 Quick Connector	 50,000 LED Lifespan L70	 5 YR Product Warranty
---	---	---	--	---	---



- Flicker free driver
- Optic lens for even light distribution
- Better uniformity and heat dissipation
- TP (a) rated diffuser
- Loch3 Quick Connector supplied

Option No.	Description
420596	Ceiling Pattress Kit
430451	2W Universal Emergency* Pack LiFePO4 6.4V 1800mAh 12-50V DC Output

Scan for details

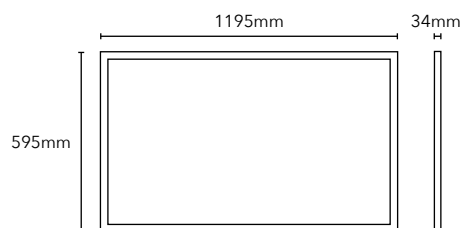


Part No.	Description	Watts	Kelvin	Lumens	LPCW
430116	Wraysbury Panel 1200 x 600 TP (a) - White	48W	4000K	5,542	115
430117	Wraysbury Panel 1200 x 600 TP (a) - White	48W	6000K	5,580	122

Technical Information

Input	220-240V AC
Operating Temp	0°C - +40°C
IP Rating	IP40
Connection Type	Quick Connector







*See page 143 for battery warranties and operating temperatures.



Wraysbury Indirect

600 x 600 Panel



 IP40 Ingress Protection	 90° Beam Angle	 Flicker Free	 Quick Connector	 50,000 LED Lifespan L70	 5 YR Product Warranty
---	--	---	--	---	---



- Slim moulded steel profile
- UGR <19
- Flicker Free driver
- Optic lens for even light distribution
- Microprismatic TP (a) diffuser
- Loch3 Quick Connector supplied

Option No.	Description
430451	2W Universal Emergency* Pack LiFePO4 6.4V 1800mAh 12-50V DC Output

Scan for details

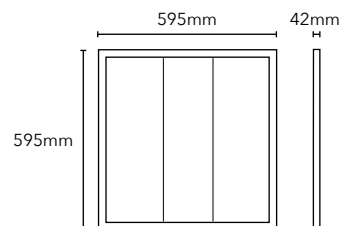


Part No.	Description	Watts	Kelvin	Lumens	LPCW
430060	Wraysbury Indirect Panel 600 x 600 TP (a) - White	30W	4000K	3,416	111

Technical Information


Input	220-240V AC
Operating Temp	0°C - +40°C
IP Rating	IP40
Connection Type	Quick Connector





*See page 143 for battery warranties and operating temperatures.



Wraysbury IP65

600 x 600 Panel



 IP65 Ingress Protection	 110° Beam Angle	 Flicker Free	 Quick Connector	 50,000 LED Lifespan L70	 5 YR Product Warranty
---	---	---	--	---	---

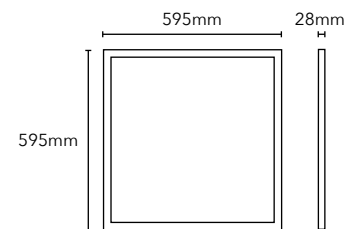
- Optic lens for even light distribution
- Better uniformity and heat dissipation
- Flicker free driver
- <19 UGR

Scan for details



Part No.	Description	Watts	Kelvin	Lumens	LPCW
430236	Wraysbury Panel 600 x 600 TP (a) - White	32W	4000K	3,755	120


Technical Information	
Input	220-240V AC
Operating Temp	0°C - +40°C
IP Rating	IP65
Connection Type	Flying Lead



*See page 143 for battery warranties and operating temperatures.

Wraysbury Plus

600 x 600 Panel



IP40 Ingress Protection	110° Beam Angle	 Flicker Free	175 Lumens per Circuit Watt	 Quick Connector	50,000 LED Lifespan L70	5 YR Product Warranty
-----------------------------------	---------------------------	------------------	---------------------------------------	---------------------	-----------------------------------	---------------------------------

- High efficiency, 18W Wraysbury panel
- Optic lens for even light distribution
- Better uniformity and heat dissipation
- Flicker free driver
- Loch3 Quick Connector supplied



Option No.	Description
430147	Ceiling Pattress Kit
430451	2W Universal Emergency* Pack LiFePO4 6.4V 1800mAh 12-50V DC Output

Scan for details

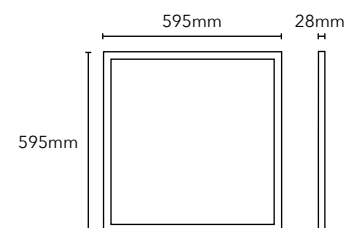


Part No.	Description	Watts	Kelvin	Lumens	LPCW
430061	Wraysbury Plus Panel 600 x 600 TP (a) - White	18W	4000K	3,191	175

Technical Information

Input	220-240V AC
Operating Temp	0°C - +40°C
IP Rating	IP40
Connection Type	Quick Connector

*See page 143 for battery warranties and operating temperatures.



Loch Connectors

3 Pole and 4 Pole



LOCH3
Quick Connector



IP20 Ingress Protection	 Push-Fit Terminals	20 Amps	5 YR Product Warranty
-----------------------------------	------------------------	-------------------	---------------------------------

- Easy Loop-in-Loop-out connection
- Suitable for 1.5 - 2.5mm² conductors (solid or stranded)
- Rated for temperatures of -10°C - +40°C
- 250V - 20A maximum current



LOCH4
Quick Connector

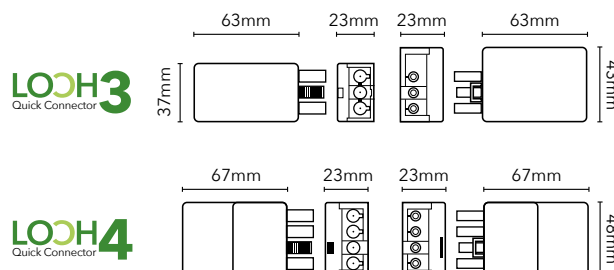
Scan for details



Part No.	Description	Watts	Kelvin	Lumens	LPCW
430524-MP	3-Pole Connector - 50pcs	-	-	-	-
430523-MP	4-Pole Connector - 50pcs	-	-	-	-

Technical Information

Input	20A 250V Maximum
Operating Temp	-10°C - +40°C
Cable Size	0.75 - 2.5mm ²
Connection Type	Push Fit Terminal




Hole Cut-Out Downlight Comparison



Weston
Backlit
7W : 75mm
10W : 95mm
15W : 115mm
20W : 155mm
24W : 180mm




Meldon
Adjustable
220mm : 65-205mm
330mm : 65-310mm



Tunstall
3CCT Dual Wattage
4" : 105mm
6" : 150mm
8" : 210mm



Eyebrook
Dome
12W : 130mm
16W, 22W : 155mm



Eyebrook
Lens
13W : 130mm
18W, 25W, 35W : 155mm



Avon Pro
Standard
4W & 6W : 68-75mm



Avon Pro
Gimbal
4W & 6W : 75-80mm



Avon Pro
UGR
6W & 8W : 68-75mm



Avon One
Fire Rated
5W : 70mm



Avon Air
Fire Rated
75mm



Woodhead
Emergency Pin Spot
3W : 35mm

Weston

Backlit Downlight

IP40	110°		110		5 YR
Ingress Protection	Beam Angle	Flicker Free	Lumens per Circuit Watt	Quick Connector	Product Warranty



- Tough powder coated steel body with polycarbonate TP (a) diffuser
- Stainless steel spring clips
- Flicker Free
- LED lifespan 70,000 hours L70
- Loch3 Quick Connector supplied

Option No.	Description
430451	2W Universal Emergency* Pack LiFePO4 6.4V 1800mAh 12-50V DC Output

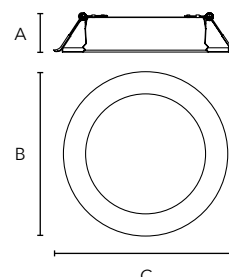
Scan for details



Part No.	Description	Watts	Kelvin	Lumens	LPCW
430725	Weston Backlit Downlight TP (a) - White	7W	4000K	684	95
430726	Weston Backlit Downlight TP (a) - White	10W	4000K	1,132	111
430727	Weston Backlit Downlight TP (a) - White	15W	4000K	1,589	110
430728	Weston Backlit Downlight TP (a) - White	20W	4000K	2,256	112
430729	Weston Backlit Downlight TP (a) - White	24W	4000K	2,636	110

Technical Information	
Input	200-240V AC
Operating Temp	0°C - +45°C
IP Rating	IP40
Connection Type	Quick Connector

Wattage	A	B	C	Cut-Out
7W	30mm	90mm	90mm	75mm
10W	30mm	120mm	120mm	95mm
15W	30mm	145mm	145mm	115mm
20W	30mm	185mm	185mm	155mm
24W	37mm	220mm	220mm	180mm









* See page 143 for battery warranties and operating temperatures.

UPGRADED

Meldon

Adjustable Downlight

 IP20 Ingress Protection	 110° Beam Angle	 3 3CCT (Selected Models)	 80 CRI	 Dimmable (Selected Models)	 3 YR Product Warranty
---	---	---	--	--	---

- Adjustable wattage output
- Surface mount or semi-recessed
- LED lifespan 30,000 hours L70
- Multi-purpose, slim downlight
- PIR or 3CCT options



Option No.	Description
430750	Black Bezel
430751	Silver Bezel
430753	PIR Black Bezel
430754	PIR Silver Bezel

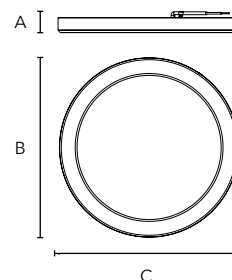
Scan for details



Part No.	Description	Watts	Kelvin	Lumens	LPCW
430745	Meldon Adjustable 3CCT	18W	3CCT	1,452	99
430746	Meldon Adjustable 3CCT, PIR	18W	3CCT	1,452	99
430747	Meldon Adjustable Selectable, 4000K	10W-15W-18W	4000K	1,036-1,452-1,633	106-99-95
430748	Meldon Adjustable Selectable, 4000K, PIR	10W-15W-18W	4000K	1,036-1,452-1,633	106-99-95
430749	Meldon Adjustable Dimmable, 3CCT	18W	3CCT	1,452	99
430773*	Meldon Adjustable Selectable, 3CCT	15W-22W-28W	3CCT	1,036-1,452-1,633	106-99-95
430774*	Meldon Adjustable Selectable, 3CCT, PIR	15W-22W-28W	3CCT	1,452	99

Technical Information	
Input	220-240V AC
Operating Temp	0°C - +40°C
IP Rating	IP20
Connection Type	Flying Lead



A	B	C	Cut-Out
18mm	220mm	220mm	65mm - 205mm
* 25mm	330mm	330mm	65mm - 310mm



Meldon Adjustable Downlight

MELDON

Available on both 220mm and 330mm sizes.



Eyebrook

Dome & Lens Downlights

IP54

Ingress Protection

80°

Beam Angle

3

3CCT

5 YR

Product Warranty

Dome Downlight

- Interchangeable reflectors and trims.
- Aluminium heatsink provides excellent thermals
- 3CCT downlight (3000K, 4000K, 6000K)



IP54

Ingress Protection

60°

Beam Angle

<19

Unified Glare Rating

5 YR

Product Warranty

Lens Downlight

- Interchangeable reflectors and trims.
- Aluminium heatsink provides excellent thermals
- UGR <19
- High efficiency up to 130 LPCW

Scan for details



Option No.	Description
430451	2W Universal Emergency* Pack LiFePO4 6.4V 1800mAh 12-50V DC Output

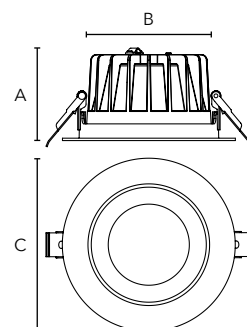
Part No.	Description	Watts	Kelvin	Lumens	LPCW
430203	Eyebrook Dome Downlight Semi-Specular 80° 4" - White	12W	3CCT	1,298	111
430204	Eyebrook Dome Downlight Semi-Specular 80° 6" - White	16W	3CCT	1,786	110
430205	Eyebrook Dome Downlight Semi-Specular 80° 6" - White	22W	3CCT	2,364	109
430206	Eyebrook Lens Downlight UGR Semi-Specular 60° 4" - White	13W	4000K	1,704	135
430207	Eyebrook Lens Downlight UGR Semi-Specular 60° 6" - White	18W	4000K	2,248	129
430208	Eyebrook Lens Downlight UGR Semi-Specular 60° 6" - White	25W	4000K	2,833	117
430209	Eyebrook Lens Downlight UGR Semi-Specular 60° 6" - White	35W	4000K	3,826	111

Technical Information	
Input	220-240V AC
Operating Temp	-20°C - +45°C
IP Rating	IP54
Connection Type	Flying Lead

* See page 143 for battery warranties and operating temperatures.

Dome					
Wattage	A	B	C	Cut-Out	
12W	78mm	120mm	145mm	130mm	
16W & 22W	90mm	145mm	172mm	155mm	

Lens					
Wattage	A	B	C	Cut-Out	
13W	78mm	120mm	145mm	130mm	
18W, 25W, 35W	90mm	145mm	172mm	155mm	



Eyebrook

Lens & Dome Downlights



Accessories

Reflectors



Specular Reflector
4" Part No: 430211
6" Part No: 430214

Silver Reflector
4" Part No: 430258
6" Part No: 430259

White Reflector
4" Part No: 430213
6" Part No: 430216

Black Reflector
4" Part No: 430212
6" Part No: 430215

Copper Reflector
4" Part No: 430545
6" Part No: 430546

Trims



Anti Tamper Trim
4" Part No: 430219
6" Part No: 430222

Halo Trim
4" Part No: 430221
6" Part No: 430224

Drop Glass Trim
4" Part No: 430220
6" Part No: 430223

Trim Extender



6" to 8" Extender
Part No: 430210

Option No.	Description
430211	4" Reflector Specular
430212	4" Reflector -Black
430213	4" Reflector - White
430258	4" Reflector - Silver
430545	4" Reflector - Copper
430214	6" Reflector Specular
430215	6" Reflector - Black
430216	6" Reflector - White
430259	6" Reflector - Silver
430546	6" Reflector - Copper

Option No.	Description
430217	4" Bezel Black
430218	6" Bezel Black
430219	4" Trim Anti-Tamper
430220	4" Trim Drop Glass
430221	4" Trim Halo
430222	6" Trim Anti-Tamper
430223	6" Trim Drop Glass
430224	6" Trim Halo
430210	6" to 8" Extender

Eyebrook

Surface Downlights

IP54

Ingress Protection

60°
Beam Angle

5 YR

Product Warranty



- Low glare lens design
- Compact modern cylindrical mounted design
- Easy installation
- Integrated LED driver

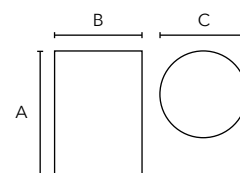
Scan for details



Part No.	Description	Watts	Kelvin	Lumens	LPCW
430227-WH	Eyebrook Surface Lens Downlight Semi-Specular 60° 4" - White	15W	4000K	1,676	115
430227-BL	Eyebrook Surface Lens Downlight Semi-Specular 60° 4" - Black	15W	4000K	1,676	115
430228-WH	Eyebrook Surface Lens Downlight Semi-Specular 60° 4" - White	25W	4000K	2,649	109
430228-BL	Eyebrook Surface Lens Downlight Semi-Specular 60° 4" - Black	25W	4000K	2,649	109

Technical Information	
Input	220-240V AC
Operating Temp	-20°C - +45°C
IP Rating	IP54
Connection Type	Push Terminal

Wattage	A	B	C
15W	134mm	100mm	100mm
25W	144mm	120mm	120mm



Tunstall

3CCT Dual-Wattage Downlight



IP44 Ingress Protection	70° Beam Angle	3 3CCT	5 YR Product Warranty
-----------------------------------	--------------------------	------------------	---------------------------------

- Low glare lens design
- Selectable wattage via driver
- Easy installation

Option No.	Description
430451	2W Universal Emergency* Pack LiFePO4 6.4V 1800mAh 12-50V DC Output

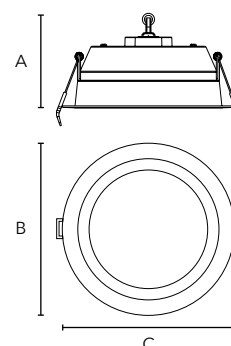
Scan for details



Part No.	Description	Watts	Kelvin	Lumens	LPCW
430695	Tunstall 4" Dual Wattage Downlight - White	6W & 8W	3CCT	600 / 800	100
430696	Tunstall 6" Dual Wattage Downlight - White	10W & 15W	3CCT	1,000 / 1,500	100
430697	Tunstall 8" Dual Wattage Downlight - White	20W & 30W	3CCT	2,000 / 3,000	100

Technical Information	
Input	220-240V AC
Operating Temp	0°C - +40°C
IP Rating	IP44
Connection Type	Push Terminal

Size	A	B	C	Cut-Out
4"	55mm	120mm	120mm	105mm
6"	69mm	170mm	170mm	150mm
8"	79mm	230mm	230mm	210mm




* See page 143 for battery warranties and operating temperatures.

AVON PRO

Quality range of Standard, Gimbal and Anti-Glare downlights

Features and benefits

- ✓ Quick connector with LENNEL lever terminal
- ✓ High efficiency at over 135 LPCW
- ✓ Wattage and 4CCT switch behind magnetic bezels
- ✓ Suitable for solid or stranded cable \varnothing 0.75 - 2.5mm²
- ✓ Meets STA Pattern Book fire test requirements
- ✓ Complies with parts B, C, E and L of Building Regulations
- ✓ Fully tested for 30, 60 and 90 minutes fire rated



All supplied with a Lumineux Quick Connector



Dual Wattage **4CCT** Fire Rated Downlights

8x Multipack & Single Units available with magnetic bezels

Bezel options available: Black, Chrome or Brushed Chrome



Dual Wattage **4CCT Gimbal** Fire Rated Downlights

Single Unit with fixed bezel

Units with fixed bezel options: White, Black, Chrome or Brushed Chrome



Dual Wattage **4CCT Anti-Glare** Fire Rated Downlights

Single Unit with magnetic bezel

Bezel options available: Black, Chrome or Brushed Chrome

AVON ONE



Clip-on Bezels available

3000K or 4000K Fire Rated Downlights

8x Multipack and Single Units available

Bezel options available: Satin Nickel, Chrome & Brushed Chrome

- ✓ Complies with parts B, C, E and L of Building Regulations
- ✓ Fully tested for 30, 60 and 90 minutes
- ✓ Tested for use in Solid Joist, I-Joist and Steel Open Web Joist ceilings
- ✓ Suitable for solid or stranded cable $\varnothing 0.75 - 2.5\text{mm}^2$
- ✓ Designed to work with insulation
- ✓ 3000K and 4000K options



Insulation Spacers


Push-Fit Terminal Connector

AVON AIR

It's as easy as I II III



Twist & Lock Bezels



Push-Fit Terminal Connector



Multi-configurable Fire Rated Downlights

8x Multipack and Single Units available

Multiple bezel options available: White, Satin Nickel, Chrome, Brushed Chrome in IP20 or IP65 and IP20 Gimbal

- I Pick up your 8-pack Avon AIR handy box from the display stand.
- II Choose between 3000K or 4000K dimmable 8-Pack Kennick GU10 LED lamps.
- III Choose either IP20, IP65 or Gimbal Twist & Lock bezels from the choice of colours available.

AVON PRO

NEW

Dual Wattage 4CCT Fire Rated Downlight

Standard

IP65 Ingress Protection	4 4CCT	60° Beam Angle	50,000 LED Lifespan L70	Dimmable*	85 CRI	5 YR Product Warranty
-----------------------------------	------------------	--------------------------	-----------------------------------	------------------	------------------	---------------------------------

- Quick connector with LENNEL lever terminal
- High efficiency at over 135 LPCW
- Wattage and 4CCT switch behind magnetic bezels
- Suitable for solid or stranded cable Ø 0.75 - 2.5mm²
- Meets STA Pattern Book fire test requirements
- Complies with parts B, C, E and L of Building Regulations
- Fully tested for 30, 60 and 90 minutes fire rated

Option No.	Description
430852	Black Bezel
430853	Chrome Bezel
430854	Brushed Chrome Bezel



White Magnetic Bezel included

with supplied Quick Connector



Scan for details

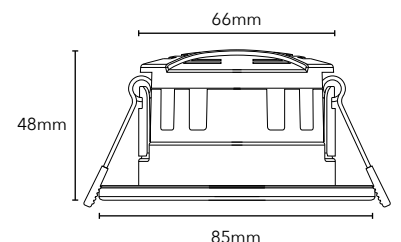


Part No.	Description	Watts	Kelvin	Lumens	LPCW
430850	Avon PRO Dual Wattage 4CCT Fire Rated Downlight	4W & 6W	4CCT	461 - 759	135
430850-MP	Avon PRO Dual Wattage 4CCT Fire Rated Downlight - 8x Multipack	4W & 6W	4CCT	461 - 759	135

Technical Information

Input	220-240V AC
Operating Temp	-10°C - +45°C
IP Rating	IP65
Connection Type	Lever Terminal

Fire Rated	30 min			60 min			90 min		
	Solid Joist	•	•	•	•	•	•	•	•
Web joist	•	•	•	•	•	•	•	•	•
I Joist	•	•	•	•	•	•	•	•	•



* For a list of compatible dimmers, please visit our website.

AVON PRO

Dual Wattage 4CCT
Fire Rated Downlight


Standard

Magnetic Bezel Reveals Selectable Options



This standard Avon Pro has a range of coloured magnetic bezels to choose from.

All supplied with a Lumineux Quick Connector



AVON PRO

NEW

Dual Wattage 4CCT Fire Rated Downlight

Gimbal

IP54 Ingress Protection	4 4CCT	60° Beam Angle	50,000 LED Lifespan L70	Dimmable*	85 CRI	5 YR Product Warranty
-----------------------------------	------------------	--------------------------	-----------------------------------	------------------	------------------	---------------------------------



with supplied Quick Connector

- Quick connector with LENNEL lever terminal
- High efficiency at over 127 LPCW
- Full 360° gimbal rotation
- Suitable for solid or stranded cable Ø 0.75 - 2.5mm²
- Meets STA Pattern Book fire test requirements
- Complies with parts B, C, E and L of Building Regulations
- Fully tested for 30, 60 and 90 minutes fire rated

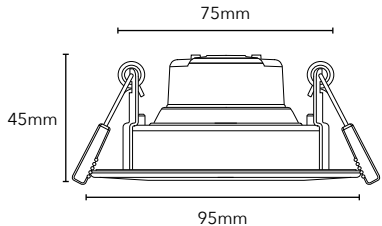
Gimbal Wattle And CCT Select Switches

Scan for details

Part No.	Description	Watts	Kelvin	Lumens	LPCW
430860	Avon PRO Dual Wattage 4CCT Gimbal Fire Rated Downlight - White Bezel	4W & 6W	4CCT	468 - 772	127
430861	Avon PRO Dual Wattage 4CCT Gimbal Fire Rated Downlight - Black Bezel	4W & 6W	4CCT	468 - 772	127
430862	Avon PRO Dual Wattage 4CCT Gimbal Fire Rated Downlight - Brushed Chrome Bezel	4W & 6W	4CCT	468 - 772	127
430863	Avon PRO Dual Wattage 4CCT Gimbal Fire Rated Downlight - Chrome Bezel	4W & 6W	4CCT	468 - 772	127

Technical Information	
Input	220-240V AC
Operating Temp	-10°C - +45°C
IP Rating	IP54
Connection Type	Lever Terminal

Fire Rated	30 min			60 min			90 min		
	Solid Joist	•	•	•	•	•	•	•	•
Web joist	•	•	•	•	•	•	•	•	•
I Joist	•	•	•	•	•	•	•	•	•



* For a list of compatible dimmers, please visit our website.

AVON PRO

NEW

Dual Wattage 4CCT Fire Rated Downlight

Anti-Glare


IP65 Ingress Protection	4 4CCT	60° Beam Angle	50,000 LED Lifespan L70	Dimmable*	85 CRI	5 YR Product Warranty
-----------------------------------	------------------	--------------------------	-----------------------------------	------------------	------------------	---------------------------------

- Quick connector with LENNEL lever terminal
- Wattage and 4CCT switch behind magnetic bezels
- Suitable for solid or stranded cable Ø 0.75 - 2.5mm²
- Meets STA Pattern Book fire test requirements
- Complies with parts B, C, E and L of Building Regulations
- Fully tested for 30, 60 and 90 minutes fire rated

Option No.	Description
430866	White Bezel
430867	Black Bezel
430868	Chrome Bezel
430869	Brushed Chrome Bezel



with supplied
Quick Connector



White Magnetic Bezel included



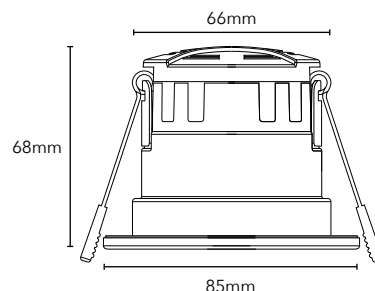
Scan for details



Part No.	Description	Watts	Kelvin	Lumens	LPCW
430864	Avon PRO Dual Wattage 4CCT Anti-Glare Fire Rated Downlight White Bezel with White Insert	6W & 8W	4CCT	513 - 758	96
430865	Avon PRO Dual Wattage 4CCT Anti-Glare Fire Rated Downlight White Bezel with Black Insert	6W & 8W	4CCT	513 - 758	96

Technical Information	
Input	220-240V AC
Operating Temp	-10°C - +45°C
IP Rating	IP65
Connection Type	Lever Terminal

Fire Rated	30 min			60 min			90 min		
	•	•	•	•	•	•	•	•	•
Solid Joist	•	•	•	•	•	•	•	•	•
Web joist	•	•	•	•	•	•	•	•	•
I Joist	•	•	•	•	•	•	•	•	•



* For a list of compatible dimmers, please visit our website.

AVON ONE

Fire Rated Downlight



IP65		25,000			3 YR
Ingress Protection	Dimmable*	LED Lifespan L70	Push-Fit Terminals	Flicker Free	Product Warranty

- Complies with parts B, C, E and L of Building Regulations
- Fully tested for 30, 60 and 90 minutes
- Tested for use in Solid Joist, I-Joist and Steel Open Web Joist ceilings
- Suitable for solid or stranded cable \varnothing 0.75 – 2.5mm²
- Designed to work with insulation
- 3000K and 4000K options

Option No.	Description
430648	Stain Nickel Bezel
430649	Chrome Bezel
430757	Brushed Chrome Bezel

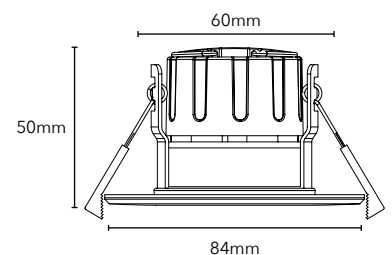
Scan for details



Part No.	Description	Watts	Kelvin	Lumens	LPCW
430650	Avon ONE Fire Rated Downlight White	5W	3000K	550	110
430650-MP	Avon ONE Fire Rated Downlight White (8x Multipack)	5W	3000K	550	110
430651	Avon ONE Fire Rated Downlight White	5W	4000K	560	112
430651-MP	Avon ONE Fire Rated Downlight White (8x Multipack)	5W	4000K	560	112

Technical Information	
Input	220-240V AC
Operating Temp	-10°C - +40°C
IP Rating	IP65
Connection Type	Push-Fit Terminal

Fire Rated			
	30 min	60 min	90 min
Solid Joist	•	•	•
Web joist	•		
I Joist	•		



* For a list of compatible dimmers, please visit our website.

AVON AIR

Multi-Configurable Fire Rated Downlight



Push-Fit Terminals



Product Warranty



Dimmable*



Product Warranty

Kennick GU10 - 5W

Fire Rated	30 min	60 min	90 min
	Solid Joist	•	•
Web joist	•	•	•
I Joist	•	•	•

- Complies with parts B, C, E and L of Building Regulations
- Fully tested for 30, 60 and 90 minutes
- Tested for use in Solid Joist, I-Joist and Steel Open Web Joist ceilings
- Suitable for solid or stranded cable \varnothing 0.75 - 2.5mm²
- Designed to work with insulation

Option No.	Description
430601	(IP20) - White Bezel (RAL9016)
430602	(IP65) - White Bezel (RAL9016)
430603	(IP20) - Satin Nickel Bezel
430604	(IP65) - Satin Nickel Bezel
430605	(IP20) - Chrome Bezel
430606	(IP65) - Chrome Bezel

Option No.	Description
430736	(IP20) - Brushed Chrome Bezel
430738	(IP65) - Brushed Chrome Bezel
430607	(IP20) - White Gimbal Bezel (RAL9016)
430608	(IP20) - Satin Nickel Gimbal Bezel
430609	(IP20) - Chrome Gimbal Bezel
430737	(IP20) - Brushed Chrome Gimbal Bezel

Scan for details



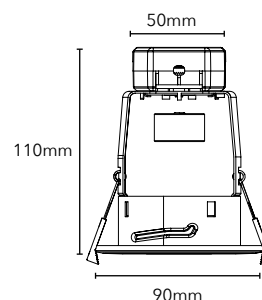
Part No.	Description	Watts	Kelvin	Lumens	LPCW
430600	Avon AIR Fire Rated Downlight - No Bezel	-	-	-	-
430600-MP	Avon AIR Fire Rated Downlight No Bezel - 8x Multipack	-	-	-	-
430731-MP	Kennick GU10 Dimmable Lamps - 8 Pack	5W	3000K	463	86
430730-MP	Kennick GU10 Dimmable Lamps - 8 Pack	5W	4000K	463	86
430731	Kennick GU10 Dimmable Lamps	5W	3000K	463	86
430730	Kennick GU10 Dimmable Lamps	5W	4000K	463	86

Technical Information	
Input	220-240V AC
Operating Temp	0°C - +40°C
IP Rating	IP65 / IP20
Connection Type	Push Terminal

Kennick GU10 Technical Information	
Input	220-240V AC
Operating Temp	0°C - +30°C
IP Rating	IP20
Connection Type	GU10



75mm Hole Cut-Out



* For a list of compatible dimmers, please visit our website. Suitable for GU10 LED bulbs only. Maximum 10W.

Blakeley

Pendant Light

IP42	100°	50,000	5 YR
Ingress Protection	Beam Angle	LED Lifespan L70	Product Warranty

- Compact modern cylindrical mounted design
- Easy installation
- Low glare polycarbonate reflector

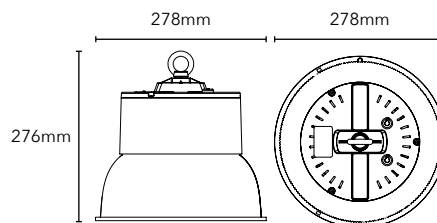


Scan for details




Part No.	Description	Watts	Kelvin	Lumens	LPCW
430684	Blakeley Retail Pendant - White	30W	4000K	4,249	141
430686	Blakeley Retail Pendant - White	75W	4000K	10,738	143

Technical Information	
Input	100-240V AC
Operating Temp	-30°C - +40°C
IP Rating	IP42
Connection Type	Flying Lead





Industrial



Derwent
Low Bay
Page 74



Derwent
Mid Bay
Page 75



Denton
High Bay
Page 76



Meadley
High Bay
Page 77



Foremark
High Bay Plug & Play
Page 80



Foremark Plus
High Bay Plug & Play
Pages 81-82



Lockwood
High Bay
Page 83



Netherton
Linear High Bay Plug & Play
Page 84



Loscoe
High Temp High Bay
Page 86



Accessories
Products
Page 87

Industrial Products

Overview



	Derwent Low Bay	Derwent Mid Bay	Denton High Bay
LPCW	131	187	120
Optics	✗	✓	✗
Emergency Compatible	✗	✓	✗
PIR Sensor	✗	✓	✗
Microwave Sensor	✗	✓	✗
truSmart Sensor	✗	✓	✗
DALI Available	✗	✗	✗
Ambient Operation Temp	0°C - +40°C	-30°C - +50°C	-30°C - +40°C
Warranty	5 Years	5 Years	3 Years




Meadley High Bay	Foremark Plug & Play High Bay	Foremark Plus Plug & Play High Bay	Lockwood High Bay	Netherton Linear High Bay	Loscoe High Temp High Bay
135	145	200	160	135	170
✓	✓	✓	✓	✓	✗
✓	✓	✓	✓	✓	✗
✗	✓	✓	✓	✓	✗
✗	✓	✓	✓	✓	✗
✗	✓	✓	✓	✓	✗
✗	✗	✓	✓	✗	✗
-30°C - +40°C	-30°C to +50°C	-30°C to + 50°C	-30°C - +50°C	-30°C - +50°C	-30°C to +70°C
5 Years	5 Years	5 Years	5 Years	5 Years	5 Years

Derwent

Low Bay

POWERED BY
TRIDONIC

IP20	131	100°	50,000	5 YR
Ingress Protection	Lumens per Circuit Watt	Beam Angle	LED Lifespan L70	Product Warranty



- Light weight with clean slim design
- Supplied with 1.5M prewired cable and 4 x suspension hooks
- PMMA (acrylic) diffuser

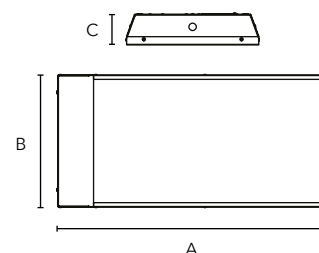
Scan for details



Part No.	Description	Watts	Kelvin	Lumens	LPCW
430120	Derwent Low Bay - White	100W	5000K	14,056	131
430121	Derwent Low Bay - White	150W	5000K	18,362	125
430122	Derwent Low Bay - White	200W	5000K	23,859	124

Technical Information	
Input	220-240V AC
Operating Temp	0°C - +40°C
IP Rating	IP20
Connection Type	Flying Lead

Size	A	B	C
100W	712mm	352mm	83mm
150W	712mm	352mm	83mm
200W	802mm	352mm	83mm



Derwent

Selectable Wattage Mid Bay

NEW
'A' Rated



IP65	IK08	187	50,000	5 YR
Ingress Protection	Impact Rating	Lumens per Circuit Watt	LED Lifespan L70	Product Warranty

- Wattage selectable (3 options)
- Highly efficient - over 180 LPCW
- Suspension kit included
- Sleek, compact design

Plug & Play Options:

- Alwen Zhaga Microwave sensor
- Alwen Zhaga PIR Sensor
- Alwen Zhaga truSmart PIR sensor



Option No.	Description
430568	Alwen Zhaga Plug & Play PIR Sensor
430569	Alwen Zhaga Plug & Play Microwave Sensor
430625	Alwen Zhaga Plug & Play truSmart PIR Sensor

Scan for details

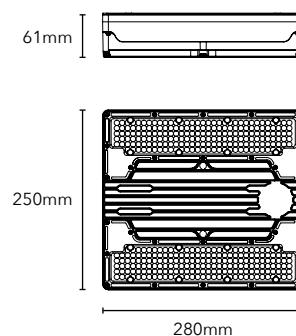


Part No.	Description	Watts	Kelvin	Lumens	LPCW
431175-85	Derwent Mid Bay - Grey	75W	5000K	14,458	189
		95W		17,874	187
		118W		21,258	181

Technical Information

Input	100-240V AC
Operating Temp	-30°C - +50°C
IP Rating	IP65
Connection Type	Flying Lead

* See page 143 for battery warranties and operating temperatures.



Denton

High Bay

IP65	IK08	120	110°	50,000	3 YR
Ingress Protection	Impact Rating	Lumens per Circuit Watt	Beam Angle	LED Lifespan L70	Product Warranty



- Lightweight high bay with clean, slim design
- Supplied with 1M prewired cable
- Frosted glass for even light distribution

Option No.	Description
430679	Fixed Bracket
430680	Safety Carabiner for High Bay

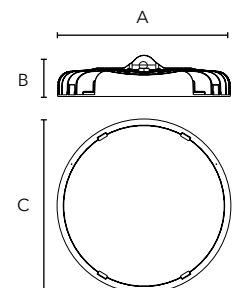
Scan for details



Part No.	Description	Watts	Kelvin	Lumens	LPCW
430658-110	Denton High Bay - Black	100W	5000K	11,956	120
430659-110	Denton High Bay - Black	150W	5000K	17,811	121
430660-110	Denton High Bay - Black	200W	5000K	23,502	119

Technical Information	
Input	220-240V AC
Operating Temp	-30°C - +40°C
IP Rating	IP65
Connection Type	Flying Lead

Size	A	B	C
100W	260mm	62mm	260mm
150W	284mm	67mm	284mm
200W	300mm	70mm	300mm



Meadley

High Bay



IP65	IK08	135	50,000	5 YR
Ingress Protection	Impact Rating	Lumens per Circuit Watt	LED Lifespan L70	Product Warranty

- Compact design high bay
- Supplied with 1.5M prewired H05RN-F cable
- 90° or 120° optic options
- Plug & Play Grafham Emergency Pack available



Part No: 430264
Grafham Emergency Pack

Option No.	Description
430264	Grafham Emergency Pack* for High Bay

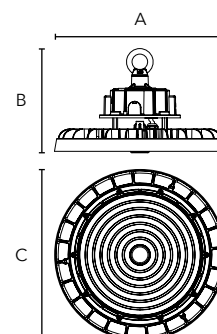
Scan for details



Part No.	Description	Watts	Kelvin	Lumens	LPCW
430520-120	Meadley High Bay 120° - Black	100W	5000K	13,129	135
430521-120	Meadley High Bay 120° - Black	150W	5000K	19,789	135
430522-120	Meadley High Bay 120° - Black	200W	5000K	25,879	135
430520-90	Meadley High Bay 90° - Black	100W	5000K	13,210	135
430521-90	Meadley High Bay 90° - Black	150W	5000K	19,399	135
430522-90	Meadley High Bay 90° - Black	200W	5000K	26,055	135

Technical Information	
Input	220-240V AC
Operating Temp	-30°C - +40°C
IP Rating	IP65
Connection Type	Flying Lead

Size	A	B	C
100W	223mm	168mm	223mm
150W	275mm	168mm	275mm
200W	329mm	168mm	329mm



* See page 143 for battery warranties and operating temperatures. **IP40 rating on Grafham Emergency Pack.

Vertu Motors Nationwide Dealerships

Meadley High Bay
150W

Vertu Motors are looking at ways to improve their lighting, whilst reducing their energy bills.

Working alongside T.E.P Electrical Distributors Ltd., we have now supplied our high bays in over 120 Vertu dealerships across the UK. This includes our Meadley high bay - with 90 or 120 degree optic options and a Plug & Play Emergency pack available.

This project is ongoing, with more sites being added. As well as the quality of our lighting range, Vertu were impressed with our large stock holdings - meaning projects could be agreed and installed quickly.



Working alongside



Results

- Fast installation through large stock holdings
- Greater light coverage throughout
- Improved efficiency and reduced energy bills

“ We have supplied our high bays in over 120 Vertu dealerships across the UK. ”

What is Plug & Play?

Sensors

Plug and Play is the easiest way to add additional options to your lighting fittings, including PIR or microwave sensors or smart lighting sensors, including truSmart.

Advantages

- Easy installation
- Flexibility
- Time Saving
- Cost Saving



Alwen Zhaga Plug & Play
Microwave Sensor

Alwen High Bay
Aisle Lens Type G

Alwen Zhaga Plug & Play
Microwave Sensor

Alwen High Bay
Lens Type H

Plug & Play is fast and easy.
Just plug into the fitting and it's ready to use.

Plug & Play can be seen throughout our industrial range and is set to be released into a number of other ranges, including our linears and anti-corrosives during 2023/24.

Foremark

High Bay - Zhaga Plug & Play



IP65	IK08	145	50,000	5 YR
Ingress Protection	Impact Rating	Lumens per Circuit Watt	LED Lifespan L70	Product Warranty



Zhaga Plug & Play

- Supplied with 1.5M prewired H05RN-F cable
- Sosen LED Driver
- 90° or 120° optic options
- Plug & Play Options:
 - Grafham High Output Emergency Pack 660lm
 - Alwen Zhaga Microwave sensor
 - Alwen Zhaga PIR Sensor
 - Alwen Zhaga truSmart PIR sensor



Option No.	Description
430568	Alwen Zhaga Plug & Play PIR Sensor
430569	Alwen Zhaga Plug & Play Microwave Sensor
430625	Alwen Zhaga Plug & Play truSmart PIR Sensor
430264	**Grafham Emergency Pack* for High Bay

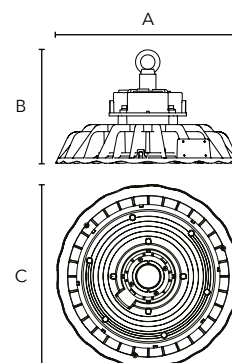
Scan for details



Part No.	Description	Watts	Kelvin	Lumens	LPCW
430733-90	Foremark High Bay 90° Optic Zhaga - Black	100W	5000K	14,569	144
430734-90	Foremark High Bay 90° Optic Zhaga - Black	150W	5000K	21,749	144
430735-90	Foremark High Bay 90° Optic Zhaga - Black	200W	5000K	28,613	144
430733-120	Foremark High Bay 120° Optic Zhaga - Black	100W	5000K	14,563	144
430734-120	Foremark High Bay 120° Optic Zhaga - Black	150W	5000K	21,776	145
430735-120	Foremark High Bay 120° Optic Zhaga - Black	200W	5000K	28,747	144

Technical Information	
Input	120-240V AC
Operating Temp	-30°C - +50°C
IP Rating	IP65 / IP40**
Connection Type	Flying Lead

Size	A	B	C
100W	304mm	177mm	304mm
150W	304mm	177mm	304mm
200W	315mm	187mm	315mm



* See page 143 for battery warranties and operating temperatures. **IP40 rating on Grafham Emergency Pack.

Foremark Plus

High Bay - Zhaga Plug & Play



IP65	IK08	205	50,000	5 YR
Ingress Protection	Impact Rating	Lumens per Circuit Watt	LED Lifespan L70	Product Warranty



- Supplied with 1.5M prewired H05RN-F cable
- 'A' rated product that delivers over 200 LPCW
- 90° or 120° optic options
- Plug & Play Options:
 - Grafham High Output Emergency Pack 660lm
 - Alwen Zhaga Microwave sensor
 - Alwen Zhaga PIR Sensor
 - Alwen Zhaga truSmart PIR sensor



Option No.	Description
430568	Alwen Zhaga Plug & Play PIR Sensor
430569	Alwen Zhaga Plug & Play Microwave Sensor
430625	Alwen Zhaga Plug & Play truSmart PIR Sensor
430264	**Grafham Emergency Pack* for High Bay

Scan for details

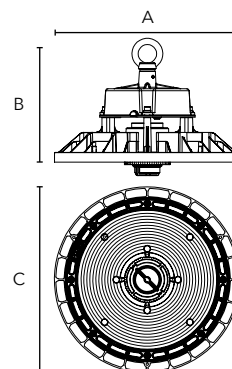


Available with DALI

Part No.	Description	Watts	Kelvin	Lumens	LPCW
430642-90	Foremark Plus High Bay 90° with Zhaga - Black	75W	5000K	15,375	205
430643-90	Foremark Plus High Bay 90° with Zhaga - Black	110W	5000K	22,550	205
430644-90	Foremark Plus High Bay 90° with Zhaga - Black	150W	5000K	30,481	205
430642-120	Foremark Plus High Bay 120° with Zhaga - Black	75W	5000K	15,375	205
430643-120	Foremark Plus High Bay 120° with Zhaga - Black	110W	5000K	22,550	205
430644-120	Foremark Plus High Bay 120° with Zhaga - Black	150W	5000K	30,481	205

Technical Information	
Input	120-240V AC
Operating Temp	-30°C - +50°C
IP Rating	IP65 / IP40**
Connection Type	Flying Lead


Size	A	B	C
75W	250mm	185mm	250mm
110W	250mm	185mm	250mm
150W	261mm	190mm	261mm



* See page 143 for battery warranties and operating temperatures. **IP40 rating on Grafham Emergency Pack.

Foremark Plus

High Bay - Zhaga Plug & Play



- A** Eye bolt
- B** Grafham Plug & Play high output emergency pack 660lm output in emergency mode
- C** Highly effective diecast aluminium heat sink
- D** Zhaga Plug & Play sensor

Sensor Options



Grafham Plug & Play Emergency pack
Part No: 430264



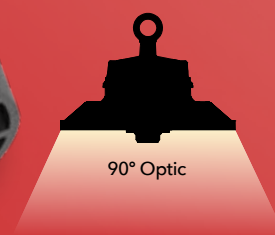
Alwen Zhaga Plug & Play PIR sensor
Part No: 430568



Alwen Zhaga Plug & Play truSmart PIR sensor
Part No: 430625



Alwen Zhaga Plug & Play Microwave sensor
Part No: 430569



90° Optic



120° Optic

Foremark+

PLUG & PLAY HIGH BAY

Lockwood

High Bay



IP65	160	50,000	85°	5 YR
Ingress Protection	Lumens per Circuit Watt	LED Lifespan L70	Beam Angle	Product Warranty

- Clean slim design
- Supplied with 1.5M prewired cable
- Low UGR optic lens
- Unique hollow design for superior thermals



Zhaga Plug & Play



Option No.	DALI2 D4i Plug & Play Sensor Options
421127	Alwen High Bay Lens - TYPE H
420798	Alwen High Bay Aisle Lens - TYPE G
430486	Alwen Zhaga Plug & Play DALI PIR
421125	Remote Control

Option No.	0-10V Plug & Play Options
430569	Alwen Zhaga Plug & Play Microwave
430568	Alwen Zhaga Plug & Play PIR
430625	Alwen Zhaga Plug & Play truSmart PIR
430264	Grafham 660lm Emergency Pack*
401754	Remote Control

Project Order only



Available with DALI

Scan for details



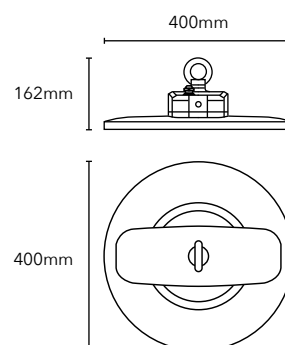
Part No.	Description	Watts	Kelvin	Lumens	LPCW
Custom	Lockwood High Bay - Black	100W	5000K	16,283	163
Custom	Lockwood High Bay - Black	150W	5000K	24,429	164
Custom	Lockwood High Bay - Black	200W	5000K	31,747	160

Please call for more information on the Lockwood and how Lumineux can offer a customisable option to ensure the right lighting solution.

Technical Information

Input	100-240V AC
Operating Temp	-30°C - +50°C
IP Rating	IP65
Connection Type	Flying Lead

* See page 143 for battery warranties and operating temperatures. **IP40 rating on Grafham Emergency Pack.



Netherton

Linear High Bay - Zhaga Plug & Play



IP65	IK08	135	50,000	5 YR
Ingress Protection	Impact Rating	Lumens per Circuit Watt	LED Lifespan L70	Product Warranty



- Optics ideal for racked aisle
- Supplied with 1.5m suspension kit
- Sosen LED driver
- Plug & Play Options:
 - Alwen Zhaga Microwave sensor
 - Alwen Zhaga PIR Sensor
 - Alwen Zhaga truSmart PIR sensor



Option No.	Description
430568	Alwen Zhaga Plug & Play PIR Sensor
430569	Alwen Zhaga Plug & Play Microwave Sensor
430625	Alwen Zhaga Plug & Play truSmart PIR Sensor

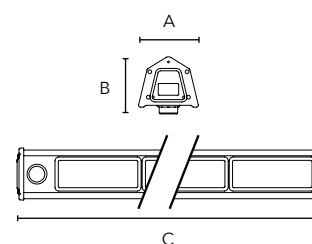
Scan for details



Part No.	Description	Watts	Kelvin	Lumens	LPCW
430540-90	Netherton Linear High Bay 60°x90° Optic - Black	100W	5000K	13,120	132
430540-70	Netherton Linear High Bay 30°x70° Optic - Black	100W	5000K	12,433	128
430541-90	Netherton Linear High Bay 60°x90° Optic - Black	150W	5000K	20,220	132
430541-70	Netherton Linear High Bay 30°x70° Optic - Black	150W	5000K	19,817	130
430542-90	Netherton Linear High Bay 60°x90° Optic - Black	200W	5000K	26,833	134
430542-70	Netherton Linear High Bay 30°x70° Optic - Black	200W	5000K	26,483	133
430543-90	Netherton Linear High Bay 60°x90° Optic - Black	240W	5000K	32,526	135
430543-70	Netherton Linear High Bay 30°x70° Optic - Black	240W	5000K	31,259	131

Technical Information	
Input	220-240V AC
Operating Temp	-30°C - +50°C
IP Rating	IP65
Connection Type	1.5M Flying Lead

Size	A	B	C
100W	137mm	575mm	137mm
150W	137mm	806mm	137mm
200W	137mm	1039mm	137mm
240W	137mm	1270mm	137mm



*See page 143 for battery warranties and operating temperatures.



Loscoe

High Temperature High Bay

IP65	IK07	170	50,000	120°	5 YR
Ingress Protection	Impact Rating	Lumens per Circuit Watt	LED Lifespan L70	Beam Angle	Product Warranty

- High ambient temperature up to 70°C
- 50,000 hours, long life at L70 at 70°C
- Outstanding cooling performance with excellent air cross-ventilation design



Suitable for high ambient temperatures

- Steel works
- Power stations

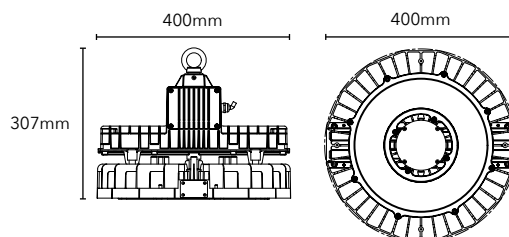
Scan for details



Project Order only

Part No.	Description	Watts	Kelvin	Lumens	LPCW
430161	Loscoe High Bay 120° Glass - Black	100W	5000K	16,933	170
430162	Loscoe High Bay 120° Glass - Black	150W	5000K	25,094	170
430163	Loscoe High Bay 120° Glass - Black	200W	5000K	33,190	167

Technical Information	
Input	200-240V AC
Operating Temp	-30°C - +70°C
IP Rating	IP65
Connection Type	Flying Lead



Industrial

Brackets and Mounting Options

Part Code:	Description	
430679	Denton High Bay Fixed Bracket	
401625	Belmont High Bay Protective Wire Mesh (Pair)	
430680	Safety Carabiner for High Bay	
430577	Netherton Triangle Brackets	
415008	Netherton Adjustable Brackets	
430341	Foremark Adjustable Bracket (3 Part)	
430519	Meadley High Bay Fixed Bracket	

Exterior



Lifford
Floodlight
Page 90



Lifford PIR
Floodlight
Page 91



Frankly
Floodlight
Page 92



Frankly PIR
Floodlight
Page 93



Frankly Plus
Floodlight
Pages 94-95



Tring
RGBW Floodlight
Page 96



Windermere
Streetlight
Page 97

Lifford Floodlights

IP65 Ingress Protection	80 CRI	30,000 LED Lifespan L70	110° Beam Angle	3 YR Product Warranty
-----------------------------------	------------------	-----------------------------------	---------------------------	---------------------------------



- Diecast aluminium body
- Angled bracket for ease of installation
- Supplied with 1M prewired H05RN-F cable
- Breather valve to prevent condensation

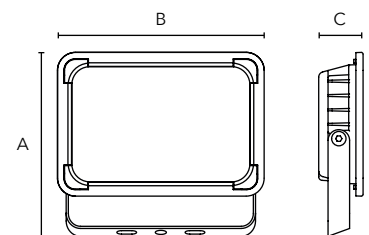
Scan for details



Part No.	Description	Watts	Kelvin	Lumens	LPCW
430017	Lifford Floodlight - Black	10W	4000K	836	84
430018	Lifford Floodlight - Black	20W	4000K	1,729	87
430019	Lifford Floodlight - Black	30W	4000K	2,495	86
430020	Lifford Floodlight - Black	50W	4000K	4,014	80
430021	Lifford Floodlight - Black	80W	4000K	7,465	94
430022	Lifford Floodlight - Black	100W	4000K	8,688	86

Technical Information	
Input	220-240V AC
Operating Temp	-20°C - +30°C
Cable Length	1M H05RN-F 3 core
Connection Type	Flying Lead

Size	A	B	C
10W	109mm	115mm	25mm
20W	141mm	150mm	29mm
30W	165mm	180mm	32mm
50W	210mm	234mm	40mm
80W	284mm	318mm	53mm
100W	284mm	318mm	53mm



Lifford PIR

Floodlights

IP65 Ingress Protection	80 CRI	30,000 LED Lifespan L70	110° Beam Angle	PIR PIR	3 YR Product Warranty
-----------------------------------	------------------	-----------------------------------	---------------------------	-------------------	---------------------------------



- Diecast aluminium body
- Angled bracket for ease of installation
- Supplied with 1M prewired H05RN-F cable
- Solid state PIR sensor

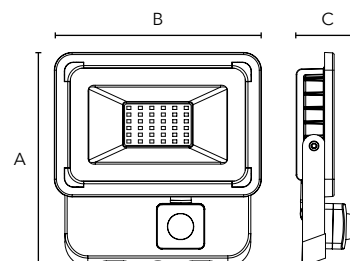
Scan for details



Part No.	Description	Watts	Kelvin	Lumens	LPCW
430017-PIR	Lifford Floodlight PIR - Black	10W	4000K	1,114	101
430018-PIR	Lifford Floodlight PIR - Black	20W	4000K	2,128	100
430019-PIR	Lifford Floodlight PIR - Black	30W	4000K	3,178	102
430020-PIR	Lifford Floodlight PIR - Black	50W	4000K	5,339	102
430021-PIR	Lifford Floodlight PIR - Black	80W	4000K	8,225	101
430022-PIR	Lifford Floodlight PIR - Black	100W	4000K	10,200	101

Technical Information	
Input	220-240V AC
Operating Temp	-20°C - +30°C
Cable Length	1M H05RN-F 3 core
Connection Type	Flying Lead

Size	A	B	C
10W	142mm	115mm	53mm
20W	166mm	150mm	54mm
30W	186mm	186mm	55mm
50W	222mm	234mm	61mm
80W	285mm	318mm	71mm
100W	285mm	318mm	71mm



Frankly Floodlights

IP65	80	50,000	110°	5 YR
Ingress Protection	CRI	LED Lifespan L70	Beam Angle	Product Warranty



- Diecast aluminium body
- Dual voltage 100-140V / 220-240V
- Angled bracket for ease of installation
- Supplied with 1M prewired H05RN-F cable
- Breather valve to prevent condensation

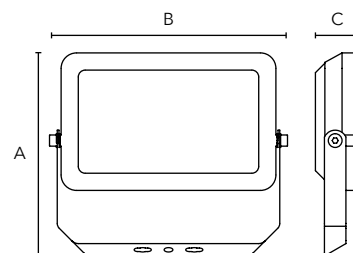
Scan for details



Part No.	Description	Watts	Kelvin	Lumens	LPCW
430099	Frankly Floodlight - Black	10W	4000K	1,114	106
430100	Frankly Floodlight - Black	20W	4000K	2,216	110
430101	Frankly Floodlight - Black	30W	4000K	3,539	109
430102	Frankly Floodlight - Black	50W	4000K	5,591	107
430103	Frankly Floodlight - Black	80W	4000K	8,987	110
430104	Frankly Floodlight - Black	100W	4000K	11,039	108

Technical Information	
Input	100-140V AC 220-240V AC
Operating Temp	-20°C - +30°C
Cable Length	1M H05RN-F 3 core
Connection Type	Flying Lead

Size	A	B	C
10W	145mm	152mm	28mm
20W	200mm	228mm	38mm
30W	200mm	228mm	38mm
50W	238mm	278mm	48mm
80W	302mm	328mm	60mm
100W	302mm	328mm	60mm



Frankly PIR

Floodlights

IP65 Ingress Protection	80 CRI	50,000 LED Lifespan L70	110° Beam Angle	PIR PIR	5 YR Product Warranty
-----------------------------------	------------------	-----------------------------------	---------------------------	-------------------	---------------------------------



- Diecast aluminium body
- Dual voltage 100-140V / 220-240V
- Angled bracket for ease of installation
- Supplied with 1M prewired H05RN-F cable
- Solid state PIR sensor

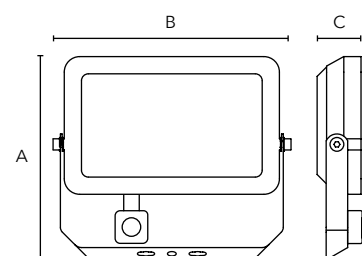
Scan for details



Part No.	Description	Watts	Kelvin	Lumens	LPCW
430099-PIR	Frankly Floodlight PIR - Black	10W	4000K	1,114	106
430100-PIR	Frankly Floodlight PIR - Black	20W	4000K	2,216	110
430101-PIR	Frankly Floodlight PIR - Black	30W	4000K	3,539	109
430102-PIR	Frankly Floodlight PIR - Black	50W	4000K	5,591	107
430103-PIR	Frankly Floodlight PIR - Black	80W	4000K	8,987	110

Technical Information	
Input	100-140V AC 220-240V AC
Operating Temp	-20°C - +30°C
Cable Length	1M H05RN-F 3 core
Connection Type	Flying Lead

Size	A	B	C
10W	180mm	152mm	28mm
20W	215mm	228mm	38mm
30W	215mm	228mm	38mm
50W	243mm	278mm	48mm
80W	302mm	328mm	60mm




Frankly Plus

100W - 400W Floodlights

The Frankly Plus is a professional high-performance range of exterior floodlights. Utilising the power of optics and producing 135LPCW output, this product delivers outstanding performance whatever the weather. It's IP66 and harsh weather rating means it can withstand the most challenging of environments.

- A** Asymmetric optic
- B** Diecast aluminium body
- C** Angled bracket for ease of installation
- D** Breather valve to prevent condensation



100W & 150W

200W & 240W

300W & 400W

Frankly Plus

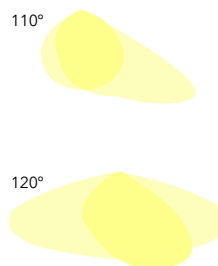
Floodlights

IP66	IK08	135	80	50,000	5 YR
Ingress Protection	Impact Rating	Lumens per Circuit Watt	CRI	LED Lifespan L70	Product Warranty

- Asymmetric optic in narrow and wide options
- Supplied with 1.5M prewired H05RN-F cable
- Angled bracket for ease of installation
- 10kVA L/N-PE surge protection
- Diecast aluminium body
- Breather valve to prevent condensation



This is how the light projection would look.



Scan for details

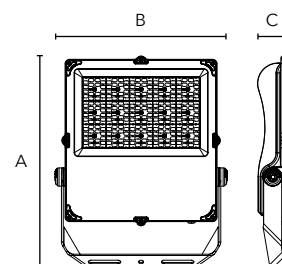


Option No.	Description
-DD	Dusk to Dawn (100W, 150W and 200W only)

Part No.	Description	Watts	Kelvin	110° Lumens (120°)	110° LPCW (120°)
430472-110 (-120)	Frankly Plus Floodlight - Black	100W	4000K	13,524 (13,922)	134 (135)
430473-110 (-120)	Frankly Plus Floodlight - Black	150W	4000K	19,988 (19,882)	134 (132)
430474-110 (-120)	Frankly Plus Floodlight - Black	200W	4000K	26,911 (26,619)	134 (132)
430475-110 (-120)	Frankly Plus Floodlight - Black	240W	4000K	31,270 (32,426)	134 (132)
430476-110 (-120)	Frankly Plus Floodlight - Black	300W	4000K	39,239 (39,814)	132 (132)
430477-110 (-120)	Frankly Plus Floodlight - Black	400W	4000K	51,777 (51,011)	129 (129)

Technical Information	
Input	200-240V AC
Operating Temp	-30°C - +45°C
Cable Length	1.5M H05RN-F 3 core
Connection Type	Flying Lead

Size	A	B	C
100W	402mm	377mm	62mm
150W	402mm	377mm	62mm
200W	464mm	377mm	63mm
240W	464mm	377mm	63mm
300W	567mm	465mm	97mm
400W	567mm	465mm	97mm



Tring

RGBW Floodlights

IP65	80	30,000	120°	3 YR
Ingress Protection	CRI	LED Lifespan L70	Beam Angle	Product Warranty

- RGBW colours
- Built in memory function
- Supplied with 1M prewired H05RN-F cable
- Remote included
- Angled brackets for ease of installation



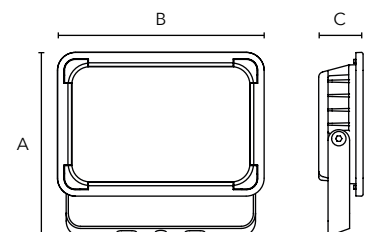
Scan for details



Part No.	Description	Watts	Kelvin
430013	Tring RGBW Floodlight - Black	10W	RGBW
430014	Tring RGBW Floodlight - Black	20W	RGBW
430015	Tring RGBW Floodlight - Black	30W	RGBW
430016	Tring RGBW Floodlight - Black	50W	RGBW

Technical Information	
Input	200-240V AC
Operating Temp	-20°C - +30°C
Cable Length	1M H05RN-F 3 core
Connection Type	Flying Lead

Size	A	B	C
10W	102mm	115mm	25mm
20W	133mm	150mm	29mm
30W	157mm	180mm	32mm
50W	205mm	233mm	40mm

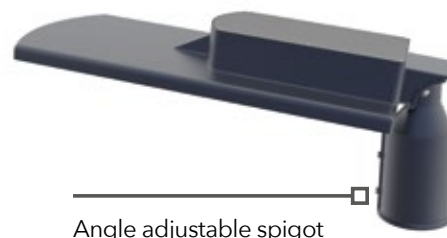


Windermere Streetlights

IP66	156	80	50,000	5 YR
Ingress Protection	Lumens per Circuit Watt	CRI	LED Lifespan L70	Product Warranty

- Type III optic
- Supplied with NEMA socket and with 15kA Surge Protected shorting cap
- TE Photocell option with a 15kA Surge Protection
- One piece, die-cast housing with UV resistant polycarbonate optical lens
- Integral cooling fin provides excellent thermal dissipation
- Supplied with rotating, adjustable bracket
- Additional, multi-bracket options available

Option No.	Description
430670	TE NEMA Photocell Sensor with Surge Protector
430282	Wall Mount Bracket
430283	L Bracket - 60mm
430284	Corner Bracket
430285	T2 Light Adaptor - 60mm



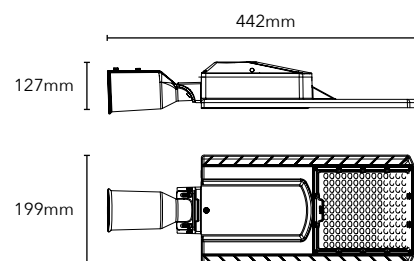
Part No: 430670
TE Nema Photocell

Scan for details



Part No.	Description	Watts	Kelvin	Lumens	LPCW
430611	Windermere Street Light - Basalt Grey	30W	4000K	4,730	156
430612	Windermere Street Light - Basalt Grey	50W	4000K	7,401	148
430613	Windermere Street Light - Basalt Grey	70W	4000K	10,220	145

Technical Information	
Input	100-240V AC
Operating Temp	-30°C - +50°C
IP Rating	IP66
Connection Type	Flying Lead



Emergency

NEW



Darwell
Emergency Bulkhead
Page 100



Draycote
Emergency Twin Spots
Pages 101-102



Redbrook
Emergency Exit Box
Page 103



Fontburn
Emergency Exit Sign
Page 104



Woodhead
Emergency Pin Spot
Page 105



Napton
High Output Emergency
Page 106




Grafham Plug & Play
Emergency Pack
Page 107



Grafham
Emergency Packs
Page 107

Darwell Emergency Bulkhead



IP65 Ingress Protection	 Selectable Emergency	6500K Kelvin	 Push-Fit Terminals	5 YR Battery Warranty	5 YR Product Warranty
-----------------------------------	--------------------------	------------------------	------------------------	---------------------------------	---------------------------------

- 20 x combinations in 1 box
- Selectable emergency function - Self-Test / Manual
- Maintained / Non maintained
- 20mm conduit entry
- Loop in / Loop out terminals
- Legends included



Self adhesive legend kit included

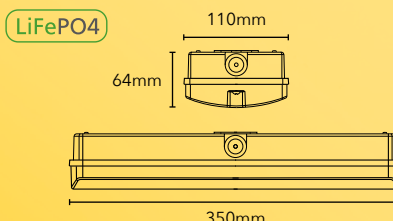
Option No.	Description
430391	Drop Accessory
430392	Recess Kit



Part No.	Description	Lumens	Watts	Kelvin
430950	Darwell Emergency Bulkhead with E-SEL3 Inside	160	4W	6500K

Technical Information	
Input	220-240V AC
Operating Temp	0°C - +30°C
IP Rating	IP65
Connection Type	Push Terminal

Emergency Information	
Battery Type	LifePO4
Battery Capacity	1500mAh
Emergency Duration	3 Hours
Emergency Type	Maintained/ Non-Maintained



IP65 Ingress Protection	6000K Kelvin	 Push-Fit Terminals	 Self-Test Emergency	2 YR Battery Warranty	5 YR Product Warranty
-----------------------------------	------------------------	------------------------	-------------------------	---------------------------------	---------------------------------

- Polycarbonate body and diffuser
- Maintained / Non maintained
- 20mm conduit entry
- Loop in / Loop out terminals



Scan for details

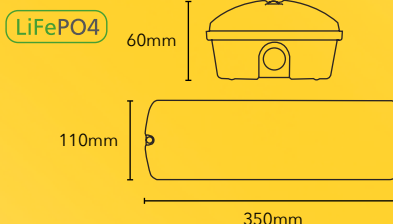


Self adhesive legend kit included

Part No.	Description	Lumens	Watts	Kelvin
421061	Darwell Emergency Bulkhead LiFePO4 - White	140	2.5W	6000K
421300	Darwell Emergency Self-Test Bulkhead LifePO4 - White	155	3W	6000K

Technical Information	
Input	220-240V AC
Operating Temp	0°C - +30°C
IP Rating	IP65
Connection Type	Push Terminal

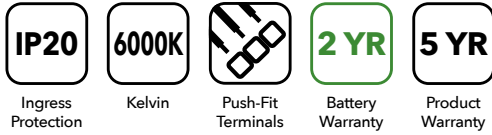
Emergency Information	
Battery Type	LifePO4
Battery Capacity	1500mAh
Emergency Duration	3 Hours
Emergency Type	Maintained/ Non-Maintained



* See page 143 for battery warranties and operating temperatures.

Draycote

Emergency Twin Spot



- LiFePO4 battery
- Polycarbonate body and diffuser
- Non maintained
- 20mm conduit entry
- Loop in / Loop out terminals



Scan for details

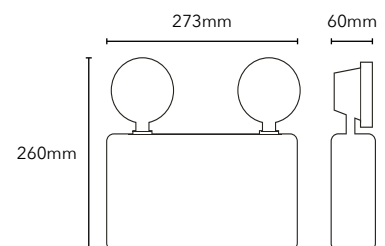


Part No.	Description	Lumens	Watts	Kelvin
421063	Draycote Emergency Twin Spot - White	354	6W	6000K

Technical Information	
Input	220-240V AC
Operating Temp	0°C - +30°C
IP Rating	IP20
Connection Type	Push Terminal

Emergency Information	
Battery Type	LifePO4
Battery Capacity	1500mAh
Emergency Duration	3 Hours
Emergency Type	Non-Maintained

LiFePO4



* See page 143 for battery warranties and operating temperatures.

Draycote

Emergency Twin Spot (Self-Test)

IP65 Ingress Protection	6000K Kelvin	Self-Test Self-Test Emergency	2 YR Battery Warranty	5 YR Product Warranty
-----------------------------------	------------------------	---	---------------------------------	---------------------------------

- LiFePO4 battery
- Polycarbonate body and diffuser
- Non maintained
- 20mm conduit entry
- Loop in / Loop out terminals



Scan for details

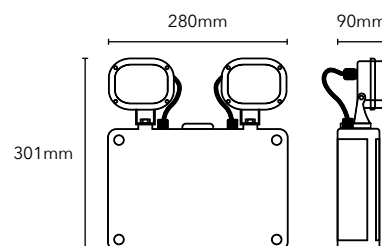


Part No.	Description	Lumens	Watts	Kelvin
410256	Draycote Emergency Twin Spot Self-Test - White	506	6W	6000K

LiFePO4

Technical Information	
Input	220-240V AC
Operating Temp	0°C - +30°C
IP Rating	IP65
Connection Type	Push Terminal

Emergency Information	
Battery Type	LifePO4
Battery Capacity	6000mAh
Emergency Duration	3 Hours
Emergency Type	Non-Maintained



* See page 143 for battery warranties and operating temperatures.

Redbrook

Emergency Exit Box

IP20	6000K	2 YR	5 YR
Ingress Protection	Kelvin	Battery Warranty	Product Warranty



- LiFePO4 battery
- White steel painted body with polycarbonate legends
- Maintained / Non Maintained
- 20mm conduit entry
- Loop in / Loop out terminals



Self adhesive Up legend available to order

Option No.	Description
421319	Up Legend

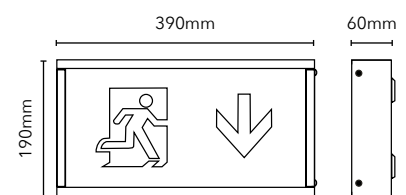
Scan for details



Part No.	Description	Lumens	Watts	Kelvin
421065	Redbrook Emergency Exit Box - White	82	5W	6000K

LiFePO4

Technical Information		Emergency Information	
Input	220-240V AC	Battery Type	LifePO4
Operating Temp	0°C - +30°C	Battery Capacity	1500mAh
IP Rating	IP20	Emergency Duration	3 Hours
Connection Type	Screw Terminal	Emergency Type	Maintained/ Non-Maintained




* See page 143 for battery warranties and operating temperatures.

Fontburn

Emergency Hanging Exit Sign

IP20 Ingress Protection	6000K Kelvin	Self-Test Self-Test Emergency	2 YR Battery Warranty	5 YR Product Warranty
-----------------------------------	------------------------	---	---------------------------------	---------------------------------

- LiFePO4 battery
- Polycarbonate body with printed legend
- Maintained



Self adhesive legends available to order

Option No.	Description
421298	Left/Right Legend
421299	Up Legend
421303	Recess Kit



Scan for details

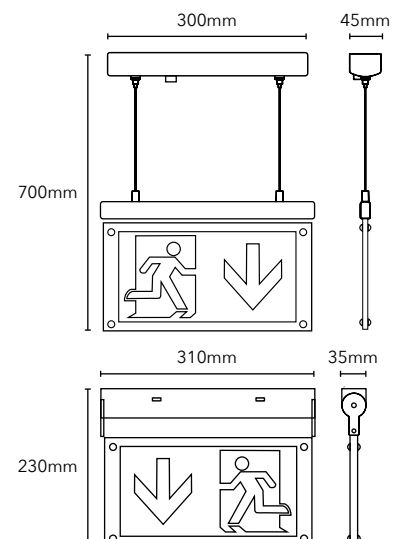


Part No.	Description	Lumens	Watts	Kelvin
421301	Fontburn Emergency Exit Sign - White	39	3W	6000K
421302	Fontburn Emergency Exit Sign Self-Test - White	39	3W	6000K
421304	Fontburn Emergency Hanging Exit Sign - White	39	3W	6000K
421311	Fontburn Emergency Hanging Exit Sign Self-Test - White	39	3W	6000K

LiFePO4

Technical Information		Emergency Information	
Input	220-240V AC	Battery Type	LifePO4
Operating Temp	0°C - +30°C	Battery Capacity	1500mAh
IP Rating	IP20	Emergency Duration	3 Hours
Connection Type	Push Terminal	Emergency Type	Maintained

* See page 143 for battery warranties and operating temperatures.



Woodhead Emergency Downlight

IP20 Ingress Protection	6000K Kelvin	Self-Test Self-Test Emergency	2 YR Battery Warranty	5 YR Product Warranty
-----------------------------------	------------------------	---	---------------------------------	---------------------------------

- LiFePO4 battery
- Open or corridor optic option
- Recessed installation



Scan for details



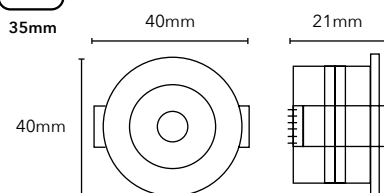
Part No.	Description	Lumens	Watts	Kelvin
421307	Woodhead Emergency Downlight Open Area - White	152	3W	6000K
421308	Woodhead Emergency Downlight Open Area Self-Test - White	152	3W	6000K
421309	Woodhead Emergency Downlight Corridor - White	139	3W	6000K
421310	Woodhead Emergency Downlight Corridor Self-Test - White	139	3W	6000K

Technical Information		Emergency Information	
Input	220-240V AC	Battery Type	LiFePO4
Operating Temp	0°C - +30°C	Battery Capacity	1500mAh
IP Rating	IP20	Emergency Duration	3 Hours
Connection Type	Flying Lead	Emergency Type	Non-Maintained

LiFePO4



35mm



* See page 143 for battery warranties and operating temperatures.

Napton

High Output Emergency



IP65 Ingress Protection	6500K Kelvin	 BESA Mount	2 YR Battery Warranty	5 YR Product Warranty
-----------------------------------	------------------------	----------------	---------------------------------	---------------------------------

- Suitable for high risk areas
- Polycarbonate body and diffuser
- Multi 20mm conduit entry

Scan for details

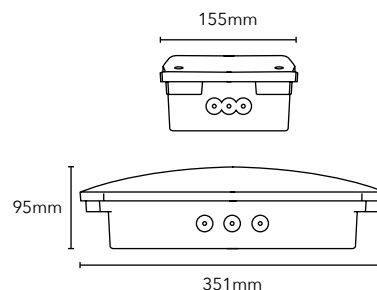


Part No.	Description	Lumens	Watts	Kelvin
430702	Napton High Output Emergency	910	6W	6500K

LiFePO4

Technical Information	
Input	220-240V AC
Operating Temp	-20°C - +40°C
IP Rating	IP65
Connection Type	Push Terminal

Emergency Information	
Battery Type	LifePO4
Battery Capacity	3300mAh
Emergency Duration	3 Hours
Emergency Type	Non-Maintained



* See page 143 for battery warranties and operating temperatures.

Grafham

Plug & Play High Bay Emergency Pack



Ingress Protection



Plug & Play Emergency



Battery Warranty



Product Warranty

Part No.	Description
430264	Grafham Plug & Play 4W Emergency*



*See page 143 for battery warranties and operating temperatures.



LiFePO4

Technical Information

Input	220-240V AC
Operating Temp	0°C - +30°C
Cable Length	1.5M
Connection Type	Flying Lead

Grafham

Plug & Play Linear High Bay Emergency Pack



Ingress Protection



Plug & Play Emergency



Battery Warranty



Product Warranty

Part No.	Description
430766	Grafham Plug & Play Linear 4.5W Emergency*



*See page 143 for battery warranties and operating temperatures.



LiFePO4

Technical Information

Input	220-240V AC
Operating Temp	0°C - +30°C
Cable Length	1.5M
Connection Type	Flying Lead

Grafham

Universal Emergency Pack



Ingress Protection



Plug & Play Emergency



Quick Connector



Battery Warranty



Product Warranty

Part No.	Description
430451	2W Universal Emergency* Pack LiFePO4 6.4V 1800mAh 12-50V DC Output



*See page 143 for battery warranties and operating temperatures.



LiFePO4

Technical Information

Input	220-240V AC
Operating Temp	0°C - +30°C
Cable Length	150mm
Connection Type	Quick Connector

Sports



Wilton
Asymmetric Sports Lighting
Page 112



Harlock
Court Lighting
Page 113



Belmont
Linear High Bay
Pages 114-115



Arnfield
Linear Court Lighting
Page 117



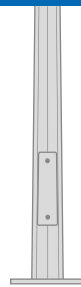
Carsington Plus
Premium Sports Floodlight
Pages 118-119

NEW



Averon
Sports Light
Pages 120-121

NEW



Columns
Exterior Lighting Columns
Pages 122-123

Sports


Wilton Asymmetric Sports Lighting

IP67	IK09	60,000	5 YR
Ingress Protection	Impact Rating	LED Lifespan L70	Product Warranty



Harlock Court Lighting

IP66	IK10	50,000	5 YR
Ingress Protection	Impact Rating	LED Lifespan L70	Product Warranty



Belmont Linear High Bay Zhaga Plug & Play

IP65	IK10	155		50,000	5 YR
Ingress Protection	Impact Rating	Lumens per Circuit Watt	Flicker Free	LED Lifespan L70	Product Warranty

Call us to discuss our new and improved sports lighting ranges.

We offer a wide range of suitable sports fittings for both indoor and outdoor applications and if you take advantage of our free in-house lighting design service we can tailor a bespoke solution to suit all environments whilst providing excellent return on investment in terms of energy and money savings.

Averon

High-Power Lightweight Sports Lighting

NEW

IP66

Ingress
Protection

IK09

Impact
Rating


220,000

Lumens
Output

5 YR

Product
Warranty

The Averon combines high performance with durability and a lightweight, easy install design. This 220,000 lumens output fitting is only 18.5kgs and can be retrofitted using the existing electrical install.



Project Order only



Arnfield

Linear Court Lighting

IP65

Ingress
Protection

IK10

Impact
Rating


50,000

LED Lifespan
L70


5 YR

Product
Warranty

1650W



600W



960W

Carsington Plus

Premium Sports Lighting

IP66

Ingress
Protection

IK09

Impact
Rating

50,000

LED Lifespan
L70

5 YR

Product
Warranty

Wilton

Asymmetric Sports Lighting

IP67Ingress
Protection**IK09**Impact
Rating**60,000**LED Lifespan
L70**5 YR**Product
Warranty

- High quality LED chips and driver
- Asymmetric optics
- Suitable for swimming pools and coastal areas
- 304 stainless steel bracket supplied
- Easy installation
- High efficiency up to 149LPCW
- IP67 and tough IK09 rated construction



Scan for details

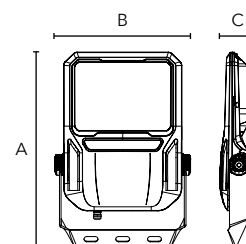


Part No.	Description	Watts	Kelvin	Lumens	LPCW
430711	Wilton Floodlight 40° x 130° - Grey	100W	5000K	15,344	149
430712	Wilton Floodlight 40° x 130° - Grey	150W	5000K	21,286	140
430715	Wilton Floodlight 40° x 130° - Grey	240W	5000K	33,060	136
430716	Wilton Floodlight 40° x 130° - Grey	280W	5000K	37,829	134

Technical Information

Input	220-240V AC
Operating Temp	-30°C - +50°C
IP Rating	IP67
Connection Type	1.5M Flying Lead

Size	A	B	C
100W	325mm	264mm	55mm
150W	442mm	323mm	84mm
240W	467mm	385mm	93mm
280W	467mm	385mm	93mm



Harlock

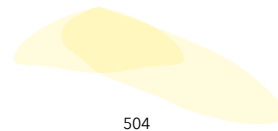
Court Lighting

IP66Ingress
Protection**IK10**Impact
Rating**50,000**LED Lifespan
L70**5 YR**Product
Warranty

- Optic lens up to 93% lighting transparency
- Asymmetric Optics
- 10kVA L/N-PE surge protection
- High efficiency 143LPCW
- IP66 and tough IK10 rated construction



Optic light
projection illustration



504

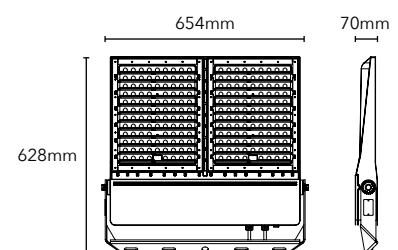
Scan for details



Part No.	Description	Watts	Kelvin	Lumens	LPCW
421225-504	Harlock Court Lighting - Black	450W	5000K	63,249	143
421226-504	Harlock Court Lighting - Black	600W	5000K	83,156	141


Technical Information

Input	220-240V AC
Operating Temp	-30°C - +50°C
IP Rating	IP66
Connection Type	1.5M Flying Lead



Philips High School Oldham - Manchester

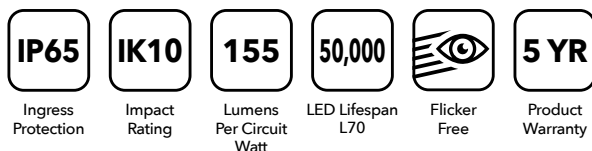
The sports hall at Philips High School has been transformed with the introduction of the 120W Belmont Linear High Bay. It's tough and durable, impact resistant housing is perfect for the environment, whilst having a flicker-free driver with an IK10 impact rating.



Belmont Linear High Bay
120W

Belmont

Linear High Bay - Zhaga Plug & Play



- Fresnel optics for improved glare control
- Tough, impact resistant IK10 housing
- Plug & Play Options:
 - Grafham High Output Emergency Pack
 - Alwen Zhaga Microwave sensor
 - Alwen Zhaga PIR Sensor
 - Alwen Zhaga truSmart PIR sensor

Option No.	Description
430568	Alwen Zhaga Plug & Play PIR Sensor
430569	Alwen Zhaga Plug & Play Microwave Sensor
430625	Alwen Zhaga Plug & Play truSmart PIR Sensor
-H3	Linear Emergency
430243	Belmont 60° Rotatable Bracket (pair)

Scan for details

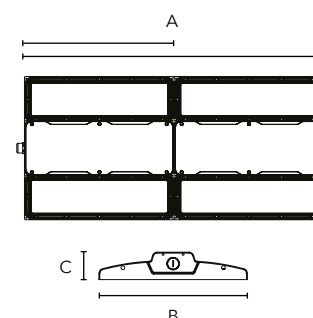


Part No.	Description	Watts	Kelvin	Lumens	LPCW
430241-60	Belmont Linear High Bay 60° Optic - Grey	120W	5000K	17,694	145
430242-60	Belmont Linear High Bay 60° Optic - Grey	180W	5000K	27,965	154
430241-80	Belmont Linear High Bay 25° x 80° Optic - Grey	120W	5000K	17,652	146
430242-80	Belmont Linear High Bay 25° x 80° Optic - Grey	180W	5000K	27,916	155
430241-85	Belmont Linear High Bay 85° Optic - Grey	120W	5000K	17,661	145
430242-85	Belmont Linear High Bay 85° Optic - Grey	180W	5000K	28,004	155

Technical Information

Input	220-240V AC
Operating Temp	-30°C - +50°C
IP Rating	IP65
Connection Type	1.5M Flying Lead

Size	A	B	C
120W	340mm	325mm	60mm
180W	680mm	325mm	60mm



* See page 143 for battery warranties and operating temperatures.

Wolves FC Training Centre Wolverhampton



Working with the contractor, Lumineux's lighting design team built a solution to improve the coverage and cost effectiveness of the club's current set up.

The training centre now has over 220 lights installed, throughout the pitch, balcony, evaluation area and training room. The lighting has made an immediate impact, especially on the training pitch where the difference between the old and new lighting is clear to see.



New Lights

Old Lights


Results

- Greater light coverage
- Higher illumination
- Improved efficiency

“ Significant improvement in lighting coupled with a reduction in running costs. ”

Arnfield

Linear Court Lighting



- Designed to meet LTA Standards
- Bespoke court lighting optics
- Supplied with 1.5M prewired H05RN-F cable
- IK10 rating
- Option of lumens maintenance

Special Order only

Scan for details

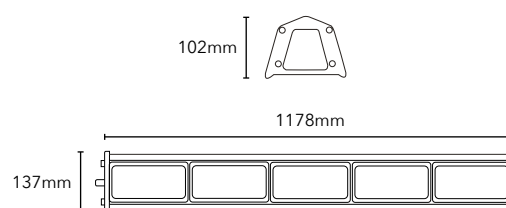


Part No.	Description	Watts	Kelvin	Lumens	LPCW
Custom	Arnfield Linear Court Light - Black	120W	5000K	20,136	168
Custom	Arnfield Linear Court Light - Black	150W	5000K	24,331	162

Please call for more information on the Arnfield and how Lumineux can offer a customisable option to ensure the right lighting solution.

Technical Information

Input	220-240V AC
Operating Temp	-30°C - +50°C
IP Rating	IP65
Connection Type	1.5M Flying Lead



Carsington Plus

Premium Sports Floodlight

IP66

Ingress Protection

IK09

Impact Rating



Technical Support

50,000

LED Lifespan L70

5 YR

Product Warranty

- Massive light output of up to 218,000lm
- Ultra-high system efficiency over 140 LPCW
- High quality Lumileds LED chip and Inventronics driver
- Control gear has IP68 Plug & Play connectors
- Professionally designed true asymmetric flat optics
- High quality AkzoNobel anti-corrosion powder coating



Scan for details



Option No.	Description
430518	Back Spill Guard (960W & 1650W)
430532	Front Spill Guard (600W & 1650W)
430559	Back Spill Guard (600W & 1360W)

Part No.	Description	Watts	Kelvin	Lumens	LPCW
430510	Carsington Plus 100V - 277V - Black	600W	5000K	84,394	136
430510-415	Carsington Plus 220V - 415V - Black	600W	5000K	84,394	136
430511	Carsington Plus - Black	960W	5000K	132,590	135
430512	Control Gear - Black - (100V - 277V)	960W			
430526	Control Gear - Black - (390V - 415V)	960W			
430552	Carsington Plus - Black	1360W	5000K	182,720	135
430554	Control Gear - Black - (100V - 277V)	1360W			
430553	Control Gear - Black - (390V - 415V)	1360W			
430513	Carsington Plus - Black	1650W	5000K	218,060	130
430514	Control Gear - Black - (100V - 277V)	1650W			
430527	Control Gear - Black - (390V - 415V)	1650W			

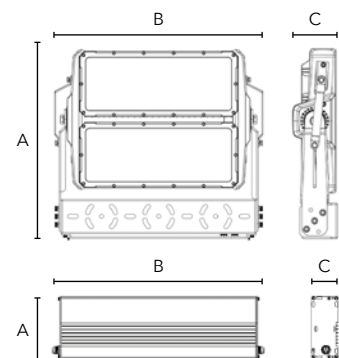
Technical Information

Input	Control Gear Dependent
Operating Temp	-30°C - +50°C
IP Rating	IP66
Connection Type	1.5M Flying Lead

We have a selection of mounting options.
Please ask for details on installation options.

Size	A	B	C
600W	538mm	728mm	114mm
960W	580mm	656mm	138mm
1360W	580mm	803mm	138mm
1650W	791mm	673mm	138mm

Size	A	B	C
960W	186mm	613mm	74mm
1360W	186mm	749mm	74mm
1650W	186mm	628mm	120mm




Ultra-high efficiency light designed to maximise sports ground lighting.

600W




960W



1360W



1650W



Specification	Description
Wattage	600W
Surge Protection	20kV
Lumens	84,000lm
Kelvin	5000K
CRI	70

Specification	Description
Wattage	960W
Surge Protection	20kV
Lumens	132,000lm
Kelvin	5000K
CRI	70

Specification	Description
Wattage	1360W
Surge Protection	20kV
Lumens	182,720lm
Kelvin	5000K
CRI	70

Specification	Description
Wattage	1650W
Surge Protection	20kV
Lumens	218,000lm
Kelvin	5000K
CRI	70

Control Gear Mounting Options

Depending on the size of installation, we would recommend installing the cabinet option as this offers the greatest flexibility in terms of installation of the Control Gear and ease of maintenance.



Mounted on Brackets

Control Gear mounted on the bracket is ideal when there is a small installation.



Outside Pole Mounted

The Control Gear can also be installed either within the pole (where available) or on the outside as shown.

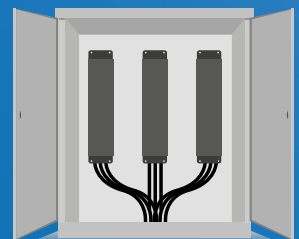


Inside Pole Mounted



Mounted within a Static Cabinet

Perfect for large installations. We would recommend this option as it provides very good installation and maintenance all in one cabinet.



The Game Changer!

Averon

High-Power Lightweight Sports Lighting

NEW


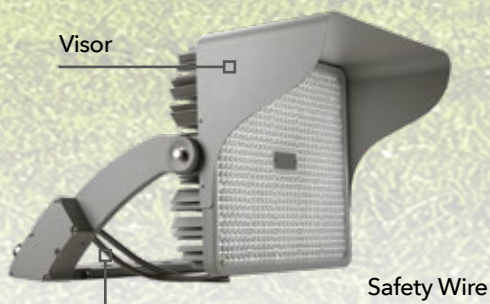
The Averon combines high performance with durability and a lightweight, easy install design. This 220,000 lumen output fitting is only 18.5kg and can be retrofitted using the existing electrical install.

Project Order only

Reliability

- 10KV surge protection
- High thermal conductive aluminium alloy
- IP66 ingress protection
- 1,000 hours salt spray tested

Accessories



Features

Control

- DALI driver as standard
- DMX option

Performance

- 1659W
- 220,000 lumen output
- Efficient heat dissipation

Easy Install

- Retrofit designed for easy 1-1 replacement of existing HID fittings
- Lightweight design - Only 18.5kg



Remote Control



Brightness Control

Taking sports lighting
to the next level.

Call us for more detailed information.

NEW

Columns

Light Mounting Options

Fully customisable mounting options, designed for your individual project.

Available with customised columns, brackets and finishes to maximise the impact of your lighting whilst minimising the impact on the environment it illuminates.

Columns



Sports Lighting

Columns are the perfect way to mount your sports lighting enabling you to control the projection and spill of light.



Car Parking

Columns enable you to light car parks of all sizes providing a strong and safe mounting solution.



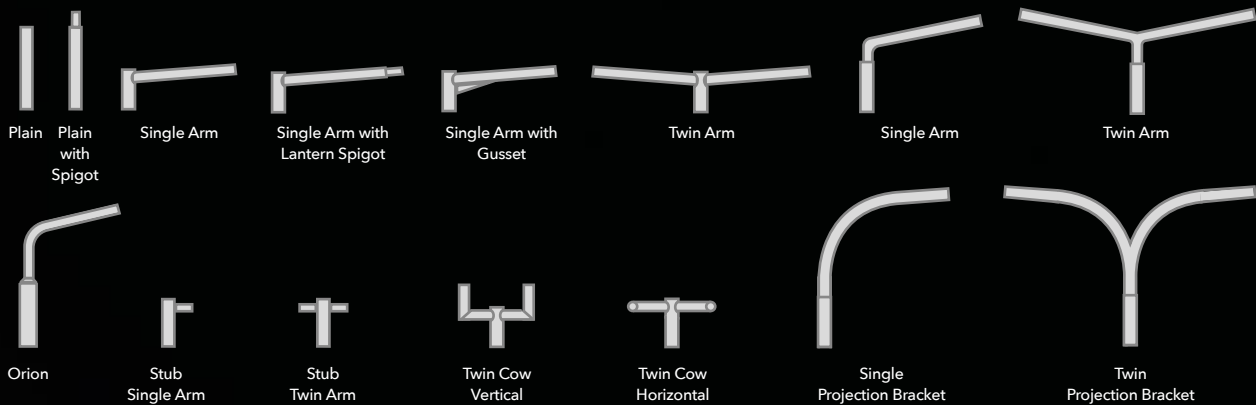
Street Lighting

Tapered finishes enable columns to blend into their surroundings. Columns can also be designed to suit the environment, including decorative customisation.

All columns are made to order - meaning they can be designed around your

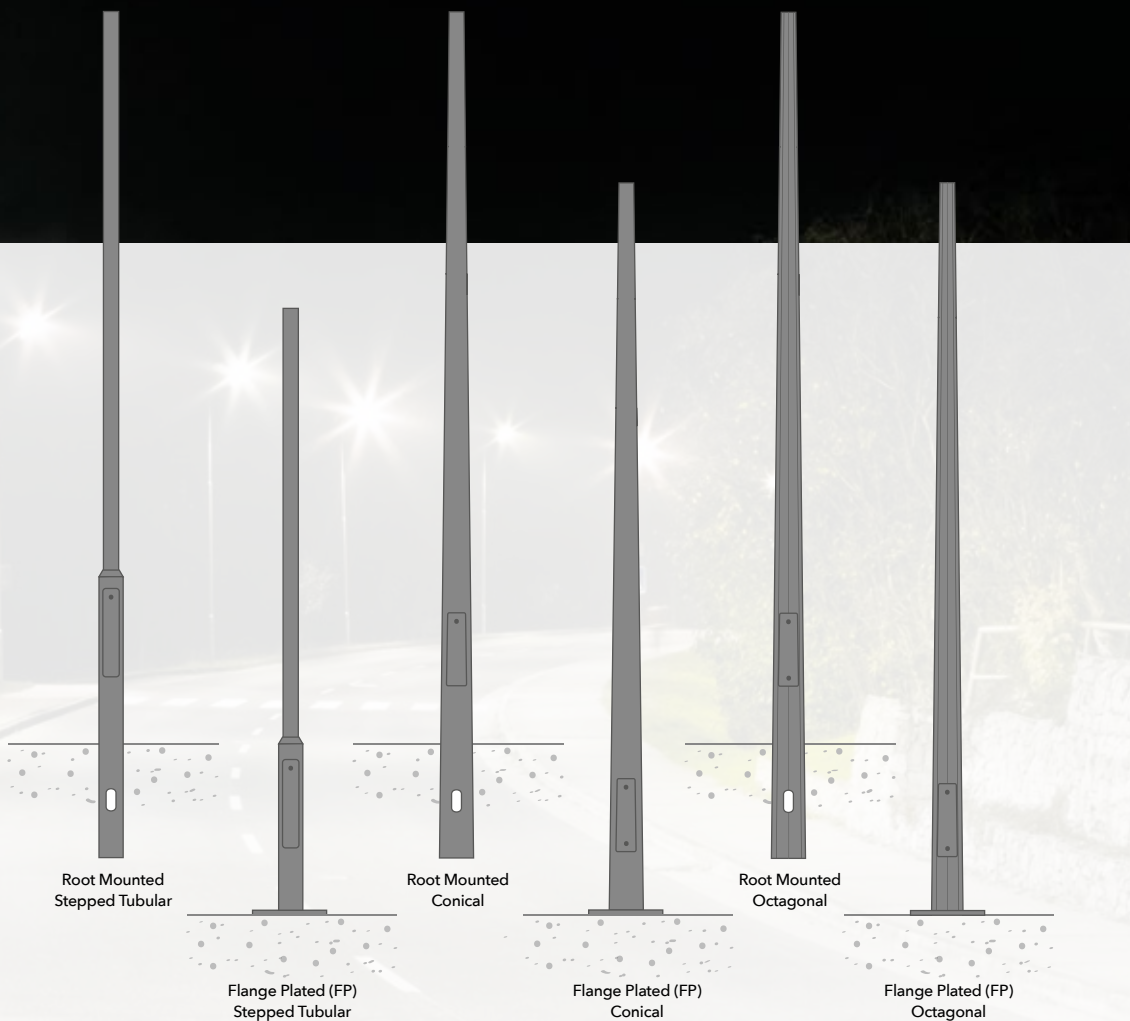
Brackets

Brackets can be designed and tailored to individual project requirements.



Columns

A range of columns to fit a variety of environments, including car parks, sports pitches or industrial sites.



project's needs. For more information, call us on 01507 328 031.

Sensors & Drivers



Alwen Plug & Play
PIR Sensor
Page 126



Alwen Plug & Play
truSmart PIR Sensor
Page 126



Alwen PIR Sensor
Batten Mount Sensor
Page 126



Alwen Plug & Play
Zhaga PIR Sensor
Page 127



Alwen Plug & Play
Zhaga truSmart PIR Sensor
Page 127



Alwen Plug & Play
Zhaga Microwave Sensor
Page 127



Multi Dimmable
Driver
Page 128



Triac Dimmable
Driver
Page 128

Alwen

Plug & Play PIR Sensor



Ingress Protection



PIR



Plug & Play PIR Sensor



Product Warranty

Part No.	Description
430261	Alwen Plug & Play 12V PIR Sensor
401754	Remote Control



Remote Control



Technical Information	
Input	12V DC
Operating Temp	-10°C - +40°C
Mounting Height	12M Max
Connection Type	3.5mm Jack

Alwen

Plug & Play truSmart PIR Sensor



Ingress Protection



PIR



Plug & Play PIR Sensor



Product Warranty

Part No.	Description
430262	Alwen Plug & Play 12V PIR truSmart Sensor



Technical Information	
Input	12V DC
Operating Temp	-10°C - +40°C
Mounting Height	12M Max
Connection Type	3.5mm Jack

Alwen

PIR Batten Mount Sensor



Ingress Protection



PIR



Product Warranty

Part No.	Description
401752	Batten Mount PIR Sensor
401755	Remote Control



Remote Control



Technical Information	
Input	220-240V AC
Operating Temp	-10°C - +35°C
Mounting Height	7M Max
Connection Type	Flying Lead

Alwen Zhaga

Plug & Play truSmart PIR Sensor



IP65			5 YR
Ingress Protection	PIR	Plug & Play PIR Sensor	Product Warranty



Part No.	Description
430625	Alwen Zhaga Plug & Play PIR truSmart Sensor
401754	Remote Control used to reset truSmart

Technical Information	
Input	12V DC
Operating Temp	-10°C - +40°C
Mounting Height	12M Max
Connection Type	Zhaga B18 0-10V

Alwen Zhaga

Plug & Play PIR Sensor



Remote Control



IP65			5 YR
Ingress Protection	PIR	Plug & Play PIR Sensor	Product Warranty



Part No.	Description
430568	Alwen Zhaga Plug & Play PIR Sensor
401754	Remote Control

Technical Information	
Input	12V DC
Operating Temp	-10°C - +40°C
Mounting Height	12M Max
Connection Type	Zhaga B18 0-10V

Alwen Zhaga

Plug & Play Microwave Sensor



Remote Control



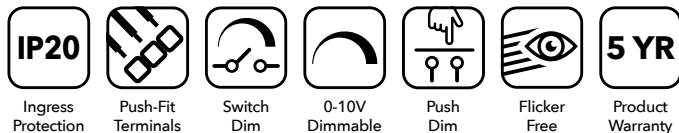
IP65			5 YR
Ingress Protection	Microwave	Plug & Play Microwave Sensor	Product Warranty



Part No.	Description
430569	Alwen Zhaga Plug & Play Microwave Sensor
401754	Remote Control

Technical Information	
Input	12V DC
Operating Temp	-10°C - +40°C
Mounting Height	12M Max
Connection Type	Zhaga B18 0-10V

Multi Dimmable Drivers



Part No.	Description
410041	Multi Dimmable Driver 10W - 30W
410042	Multi Dimmable Driver 30W - 50W
430268	Multi Dimmable Driver (Push Dim, 0-10v & DALI2) 8W - 22W 200-550mA 30-40VDC
430269	Multi Dimmable Driver (Push Dim, 0-10v & DALI2) 24W - 42W 600-1050mA 30-40VDC
430270	Multi Dimmable Driver (Push Dim, 0-10v & DALI2) 42W-60W 1050-1500mA 30-40VDC



Technical Information	
Input	220-240V AC
Operating Temp	-10°C - +40°C
Cable Length	N/A
Connection Type	Push Terminal

Triac Dimmable Drivers



Part No.	Description
430265	Triac Dimmable Driver 10W - 24W
430266	Triac Dimmable Driver 18W - 32W
430267	Triac Dimmable Driver 28W - 42W



Technical Information	
Input	220-240V AC
Operating Temp	-10°C - +40°C
Cable Length	N/A
Connection Type	Push Terminal



truSmart



NEW



Snowdon
Backlit Smart Panel
Page 133

NEW



Blackburn
Indirect Smart Panel
Page 134

NEW



Sierra
Academic Smart Batten
Page 135

truSmart

Smart Lighting

truSmart is Lumineux's wireless, smart lighting solution - enabling you to control an individual fitting, room, floor or entire building from an app on your smart device. It can be retrofitted into existing systems using our smart drivers or as a new install through our smart fittings.

Just install, connect and control your smart lighting.



Achieve energy savings of between

50% - 80%[^]

Smart lighting you control

Occupancy Sensing

Utilising motion based on occupancy of a given area.

Scene Selection

Set pre-programmed lighting level settings for individual fittings or groups.

Brightness Adjustment

Adjust the light output to the desired level and constantly adapt to your environment.

Output Control

Control the maximum or minimum light level based on a space's requirements.

Scheduling

Create pre-programmed changes at set points in the day.

Real Time Energy Monitoring

Live energy reporting on your dashboard, including maintenance and error reporting.

Group Control

Enable intelligent linkage between truSmart fittings.

Daylight Harvesting

Combines natural light with software to provide an adjusted luminaire output.



To find out more about truSmart's capabilities, contact us on 01507 328 031.

[^] Up to 50% saving based on traditional lighting verses LED lighting and up to an additional 30% achieved utilising smart features.

truSmart Snowdon

600 x 600 Backlit Smart Panel

IP20 Ingress Protection	90° Beam Angle	156 Lumens per Circuit Watt	Flicker Free	Quick Connector	50,000 LED Lifespan L70	5 YR Product Warranty
-----------------------------------	--------------------------	---------------------------------------	---------------------	------------------------	-----------------------------------	---------------------------------

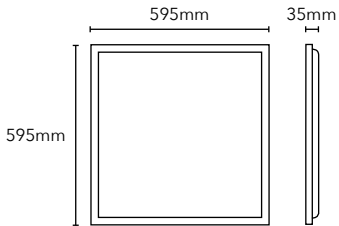


- Optic lens for even light distribution
- Dimmable via the truSmart App
- Flicker free driver
- Bluetooth connectivity
- Loch3 Quick Connector supplied
- Microprismatic TP (a) diffuser

Option No.	Description
430147	Ceiling Pattress Kit
430451	2W Universal Emergency* Pack LiFePO4 6.4V 1800mAh 12-50V DC Output
440031	truSmart emergency adaptor for single colour panels
440032	truSmart emergency adaptor for tunable colour panels

Part No.	Description	Watts	Kelvin	Lumens	LPCW
440000	truSmart Snowdon Backlit Smart Panel 600 x 600 TP (a) - White	30W	4000K	4,699	156
440001	truSmart Snowdon Backlit Smart Panel (Tunable) 600 x 600 TP (a) - White	30W	3000K to 6000K	4,699	156

Technical Information	
Input	220-240V AC
Operating Temp	0°C - +40°C
IP Rating	IP20
Connection Type	Quick Connector



*See page 143 for battery warranties and operating temperatures.



truSmart Blackburn

600 x 600 Indirect Smart Panel



IP20 Ingress Protection	90° Beam Angle	163 Lumens per Circuit Watt	Flicker Free	Quick Connector	50,000 LED Lifespan L70	5 YR Product Warranty
-----------------------------------	--------------------------	---------------------------------------	---------------------	------------------------	-----------------------------------	---------------------------------



- Optic lens for even light distribution
- Dimmable via the truSmart App
- Flicker free driver
- Bluetooth connectivity
- Loch3 Quick Connector supplied
- Microprismatic TP (a) diffuser to achieve UGR <19

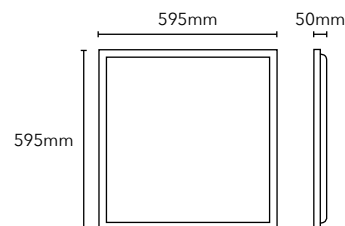
Option No.	Description
430147	Ceiling Pattress Kit
430451	2W Universal Emergency* Pack LiFePO4 6.4V 1800mAh 12-50V DC Output
440031	truSmart emergency adaptor for single colour panels
440032	truSmart emergency adaptor for tunable colour panels

Part No.	Description	Watts	Kelvin	Lumens	LPCW
440002	truSmart Blackburn Indirect Smart Panel 600 x 600 TP (a) - White	30W	4000K	4,929	163
440003	truSmart Blackburn Indirect Smart Panel (tunable) 600 x 600 TP (a) - White	30W	3000K to 6000K	4,929	163

Technical Information


Input	220-240V AC
Operating Temp	0°C - +40°C
IP Rating	IP20
Connection Type	Quick Connector

*See page 143 for battery warranties and operating temperatures.



truSmart Sierra

Academic Smart Batten Twin



IP20	50,000						5 YR
Ingress Protection	LED Lifespan L70	Flicker Free	Beam Angle	Push-Fit Terminals	BESA Mount	Loop In Loop Out	Product Warranty

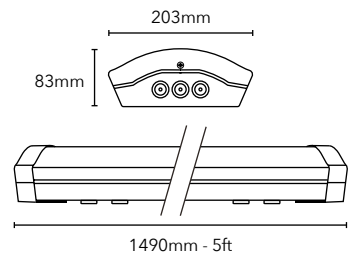
- Robust steel body
- Opal ribbed polycarbonate diffuser to reduce glare
- Multi 20mm conduit entry
- Adjustable wattage via App
- Self-test emergency available

Option No.	Description
-H3	High Output Emergency*
-H3S	High Output Emergency* Self-Test

Part No.	Description	Watts	Kelvin	Lumens	LPCW
440013	Sierra Academic Smart Batten 5ft Twin - White	48W	4000K	5,376	112

Technical Information	
Input	220-240V AC
Operating Temp	0°C - +45°C
IP Rating	IP20
Connection Type	Push Terminal

* See page 143 for battery warranties and operating temperatures.



General Information

Terms & Conditions

B&T Associates LTD T/A Lumineux & MPWPSU.com
 TERMS AND CONDITIONS OF SALE ("these Terms and Conditions")

1. DEFINITIONS

In this Contract:

1.1 the following terms shall have the following meanings unless the context otherwise requires:

"Breach of Duty"	has the meaning given to it in Clause 7.7.1;
"Catalogue"	Supplier's then current catalogue at the time of Supplier's receipt of the Order;
"Business Day"	any day other than (i) a Saturday, (ii) a Sunday or (iii) a day when the clearing banks are not physically open for business in the City of London;
"this Contract"	these Terms and Conditions together with: (a) the relevant Order Acknowledgement (if any); or (b) (if no Order Acknowledgement) the terms of the relevant Order (except to the extent that the terms of the Order deviate from the Quotation (if any) or from the Long Term Agreement (if any), and not agreed by Supplier);
"Customer"	the customer of Supplier whose details may be more particularly set out in the Order, Order Acknowledgement or Long Term Agreement;
"Event of Force Majeure"	has the meaning given to it in Clause 10.1;
"Fee"	the fee payable by Customer to Supplier for the supply by Supplier of the Products as stipulated in this Contract or Long Term Agreement (or if no such fee is agreed in writing or specified by Supplier, then this shall be the fee listed in Supplier's published price list current at the date of the Order);
"Liability"	has the meaning given to it in Clause 7.7.2;
"Long Term Agreement"	any written agreement between the Parties governing the long-term relationship concerning the supply of Products by Supplier to Customer;
"Order"	the written request by Customer to Supplier for the provision of particular Products for a particular project or enquiry, which may be in accordance with the terms of a particular Quotation or the Long Term Agreement;
"Order Acknowledgement"	the written document or written communication (if any) which Supplier despatches to Customer (in response to Supplier's receipt of an Order), which may contain (together with any applicable Long Term Agreement) the particular details of any provision of particular Products for a particular project or enquiry and which may reflect the commercial terms of the Quotation or Long Term Agreement;
"Party"	either Supplier or Customer;
"Payment"	has the meaning given to it in Clause 4.1;
"Products"	any of Supplier's products provided or to be provided by Supplier to Customer pursuant to this Contract, as more particularly identified in this Contract or Long Term Agreement and described in the Catalogue;
"Returns Form"	means the returns form available for download on the Supplier's website (www.bt-associates.co.uk) or requested through our returns department, as amended from time by the Supplier

"Returns Policy"	means the returns policy set out on the Supplier's Returns Form
"Quotation"	the written quotation (if any) from Supplier to Customer or Customer's (direct or indirect) customer detailing the number and quantity and type of Products that Supplier is willing in principle to supply to Customer or Customer's (direct or indirect) customer for a particular project or enquiry;
"Supplier"	B&T Associates Ltd, a company registered in England and Wales under number 1987654 whose registered office is at Davis House, Manby Business Park, Manby (fax number +44 [0] 1507 328039);
"VAT"	any tax introduced pursuant to a direction of the Council of the European Community relating to turnover taxes including value added tax as provided for in the Value Added Tax Act 1994 and supplemental legislation (whether delegated or otherwise), any tax of a similar nature which any be substituted for or levied in addition to it and any sales tax;
Warranty Claim Terms and Conditions Form	means the warranty claim terms and conditions form available for download on the Supplier's website (www.bt-associates.co.uk) or requested through our returns department, as amended from time by the Supplier.

- 1.2 references to "Clauses" are to clauses of these Terms and Conditions;
- 1.3 the headings to Clauses are inserted for convenience only and shall not affect the interpretation or construction of this Contract;
- 1.4 words imparting the singular shall include the plural and vice versa. Words imparting a gender shall include the other gender and the neutral and references to persons shall include an individual, company, corporation, firm or partnership;
- 1.5 references to "includes" or "including" or like words or expressions shall mean without limitation;
- 1.6 references to any statute or statutory provision shall include any subordinate legislation made under it, any provision which it has modified or re-enacted (whether with or without modification) and any provision which subsequently supersedes it or re-enacts it (whether with or without modification); and
- 1.7 references to "written" or in "writing" (except in respect of sending a notice in accordance with Clause 11) includes in electronic form.

2. AGREEMENT

- 2.1 The terms of this Contract apply to the exclusion of any terms and conditions submitted, proposed or stipulated by Customer. These Terms and Conditions apply to Supplier's supply of all Products. The giving by Customer of any delivery instruction or the acceptance by Customer of delivery or collection of the Products shall constitute unqualified acceptance by Customer of these Terms and Conditions.
- 2.2 Save as expressly provided herein, this Contract (together with any documents referred to in it) shall operate to the entire exclusion of any other agreement, understanding or arrangement of any kind between the Parties hereto preceding the date of this Contract and in any way relating to the subject matter of this Contract and to the exclusion of any representations not expressly stated herein save for any fraudulent misrepresentations or any misrepresentation as to a fundamental matter. Each Party acknowledges that it has not entered into this Contract based on any representation that is not expressly incorporated into this Contract.
- 2.3 This Contract (together with any documents referred to in it) constitutes the whole agreement and understanding of the Parties as to the subject matter hereof and there are no provisions, terms, conditions or obligations, whether oral or written, express or implied, other than those contained or referred to herein.

- 2.4 Subject to Clause 2.2, all materials and other particulars furnished by Supplier prior to the Quotation or Order Acknowledgement or Long Term Agreement or in Supplier's sales or marketing materials or other documents (including its catalogues, trade literature, brochures, quotations, price lists or website) or made orally by Supplier are given for general information purposes only and Customer acknowledges that it is not entering into this Contract in reliance upon any such materials or other particular (except to the extent that such materials or particular forms part of this Contract); the Products may also look different to their representation in any such materials or particulars.
- 2.5 Except as expressly provided otherwise in this Contract, no change to this Contract shall be binding unless it is agreed in writing by each of Supplier and Customer and in any format described as being required in the Quotation or Long Term Agreement.
- 2.6 In the event of any conflict between the provisions of these Terms and Conditions and the provisions of the rest of this Contract or any Long Term Agreement, then the following order of precedence shall apply:
- 2.6.1 the Long Term Agreement prevails over an Order, Order Acknowledgement and these Terms and Conditions; and
- 2.6.2 any Order Acknowledgement prevails over the Order; and
- 2.6.3 the Order prevails over these Terms and Conditions.
- 2.7 The Order shall contain:
- 2.7.1 a reference to the Product(s) already described by Supplier (in the Brochure or Quotation or Long Term Agreement);
- 2.7.2 the quantity of that Product(s) ordered with Supplier;
- 2.7.3 the identity of Customer; and
- 2.7.4 the price for that Product(s) ordered to reflect the price already given by Supplier in the relevant Quotation or Long Term Agreement or otherwise agreed in writing by Supplier.
- 2.8 Except to the extent of the information in an Order described in Clause 2.7, if Customer provides Supplier with an Order, purchase order, confirmation of order, specification or other document for the Products, such document shall be purely for Customer's administrative purposes only and shall not form part of this Contract.
- 2.9 Customer shall ensure that the Order is on the same terms as any Quotation and Long Term Agreement and is made in accordance with the terms of the Quotation or Long Term Agreement (except to the extent that Supplier has agreed in writing to the contrary). If the Parties agree that Supplier will proceed to provide the Products, then such provision shall be only on the understanding that any differences in the Order from the Quotation or Order Acknowledgement or Long Term Agreement shall have no effect unless the Parties expressly agree otherwise in writing.
- 2.10 This Contract shall be legally formed and the Parties shall be legally bound on the earlier of:
- 2.10.1 Supplier despatching its Order Acknowledgement to Customer confirming the terms on which the Parties have agreed to proceed; or
- 2.10.2 Supplier delivering some or all of the Products agreed in the Order or (if earlier) Supplier informing Customer that those Products are ready for collection.
- 2.11 It is Customer's responsibility to ensure that the Quotation, Order and Order Acknowledgement are complete and accurate and to point out to Supplier in writing anything, which is incomplete or inaccurate.
- 2.12 Each Order constitutes a separate contract. There may be more than one contract between the Parties in force at the same time as this Contract.
- 2.13 This Contract only applies to the supply of Supplier's standard products. Any bespoke products shall be subject to additional or separate terms agreed in writing between the Parties.
- 3. DELIVERY AND RISK**
- 3.1 In consideration for the payment of the Fee and any other sums due by Customer, Supplier shall supply the Products referred to in the Order to Customer.
- 3.2 Supplier shall use its reasonable endeavours to perform its obligations within any timescales set out in this Contract, but time for performance shall not be of the essence and Supplier shall not be liable for any delays or failure to accurately perform its obligations:
- 3.2.1 if it has used those endeavours; or
- 3.2.2 if caused by any failure or delay on the part of Customer or Customer's agents, staff, officers, employees and contractors or customers or by any breach by Customer of this Contract or any other contract between the Parties; or
- 3.2.3 if the reason for the delay in providing the Products is because the machinery producing the Products is already working to capacity. Any timeframe for delivery in a previous contract shall be no indication of the timeframe for delivery in this Contract.
- 3.3 Partial delivery or performance shall be permitted. Supplier may deliver and provide the Products in instalments. Unless the Parties otherwise agree in writing, Supplier may invoice Customer for all Products covered by the Order in accordance with Clause 8.3, notwithstanding that Supplier has not yet delivered all the Products to Customer.
- 3.4 Delay, default or non-delivery of any instalment by Supplier shall not entitle Customer to cancel or terminate, and shall not affect, the remainder of this Contract.
- 3.5 Unless otherwise agreed in writing between the Parties, this Contract is for delivery of the Products CPT - Carriage Paid To (Incoterms 2010) at the place stipulated as such in the Order Acknowledgement (or if no place stipulated, then Supplier's normal location for despatch of the Products in the UK). For the avoidance of doubt, this means that delivery shall be deemed to be completed when the Supplier's nominated carrier collects the Products from the Supplier's premises. If there is any conflict between the provisions of Incoterms 2010 and this Contract, this Contract shall prevail. Sections 32 (2) and (3) of the Sale of Goods Act 1979 shall not apply to this Contract.
- 3.6 Notwithstanding the place of delivery as set out in clause 3.5 (including the risk and responsibility allocation in accordance with the CPT - Carriage Paid To provisions of Incoterms 2010), Supplier reserves the right to despatch the Products to a carrier selected by Supplier and arrange and pay for the carriage to Customer's premises (as Customer's agent), and invoice Customer for those carriage and insurance costs at the same time as invoicing for the Products.
- 3.7 Supplier shall inform Customer of the estimated date on which the Products will be ready for delivery or collection.
- 3.8 Customer shall ensure that it is ready for safe receipt (or, as the case may be, collection) of the Products without undue delay.
- 3.9 Customer may be required to sign a delivery note and other documentation upon delivery of the Products. The signing of any such documentation by Customer shall be evidence that the Products have been delivered and in the quantities stipulated in the documentation. Customer shall inspect the Products and packaging for any obvious damage (including the sound of broken glass) and make a note of any obvious damage when signing.
- 3.10 All risk in the Products shall pass to Customer upon delivery, provided that where delivery is delayed due to breach by Customer of its obligations under this Contract risk shall pass at the date when delivery would have occurred but for that breach.
- 3.11 Customer shall keep the Products fully insured on Supplier's behalf with a reputable insurance company to the reasonable satisfaction of Supplier for their full price against all risks of loss or damage from the time when the risk passes to Customer at delivery until property passes in accordance with Clause 4. On request, Customer shall produce the policy of insurance to Supplier. If the Products are lost, damaged or destroyed, Customer shall hold the proceeds of insurance for and to the order of Supplier pending Payment (as defined in Clause 4.1).

3.12 If delivery of the Products is delayed or obstructed through Customer's default or breach of this Contract or if Customer unreasonably declines or delays in accepting or taking delivery or receipt of the Products, then (subject to Clause 7) Supplier shall not have any Liability as a result and Supplier may (without prejudice to any other right or remedy available to it) do all or any of the following:

- 3.12.1 sell the Products for Supplier's account;
- 3.12.2 cancel this Contract as regards any Products that remain to be delivered or performed;
- 3.12.3 charge a reasonable storage fee for the Products; and
- 3.12.4 require Customer to indemnify Supplier for any and all losses, liabilities, claims, proceedings, judgments, damages, demands, actions, costs, charges, expenses, penalties and fines suffered or incurred by Supplier as a result of Customer declining or delaying.

3.13 Where delivery is not to the United Kingdom, Customer shall be responsible for complying with all applicable laws, regulations and codes of practice governing the importation, installation and use of the Products into the country of destination and for payment of any duties or levies thereon.

4. TITLE

4.1 Notwithstanding delivery (or installation), title to and ownership of the Products shall not pass to Customer until Supplier has received in full (in cash or cleared funds) all sums due to it in respect of:

- 4.1.1 the Products; and
- 4.1.2 all other sums which are or which become due to Supplier from Customer on any account;

("Payment").

4.2 Until Payment, Customer shall:

- 4.2.1 hold the Products on a fiduciary basis as Supplier's bailee; and
- 4.2.2 not destroy, deface or obscure any identifying mark or packaging on or relating to the Products.

4.3 Customer may resell the Products before Payment solely on the following conditions:

- 4.3.1 any sale shall be effected in the ordinary course of Customer's business at full market value;
- 4.3.2 any such sale shall be a sale of Supplier's property on Customer's own behalf and Customer shall deal as principal when making such a sale; and
- 4.3.3 Customer shall still be responsible for paying to the full value of the Payment. If Supplier requires, Customer shall authorise and direct such third party buyer to pay to Supplier a like part of the sum due to Customer in respect of the Products sold and assign to Supplier such part of the debt owed to Customer by the third party.

4.4 If the Products are attached to or incorporated into or mixed with any other materials or goods or substances or used in any manufacturing process, the property in the new material or good or substance shall vest until Payment in Supplier in the proportion of the value of the Products to the other constituent elements.

4.5 Supplier may at any time until title passes under this Clause 4 without notice recover possession of the Products which are the property of Supplier. Customer hereby grants to Supplier for Supplier and its agents, staff, officers, employees and contractors an irrevocable licence to enter for that purpose any premises then occupied by or in the ownership or possession of Customer or Customer's customer. Customer shall indemnify Supplier against all claims, losses, damages, liabilities, costs and expenses so arising.

4.6 Supplier shall be entitled to recover payment for the Products not with standing that ownership of any of the Products has not passed

from Supplier.

4.7 On termination of this Contract, howsoever arising, Supplier's rights contained in this Clause 4 shall remain in effect.

5. CUSTOMER REQUIREMENTS

5.1 Customer agrees that, as between it and Supplier, Customer shall be responsible for ensuring that:

- 5.1.1 the Products meet its and its customers' requirements and purposes and is suitable for all anticipated uses;
- 5.1.2 the Products are properly installed, maintained and used in accordance with Supplier's instructions (including as set out in the Brochure and any installation instructions supplied by Supplier on or before delivery), and installed and maintained by service people of the highest level of competence and training acting with all due care and skill; and
- 5.1.3 the location of the Products is in a sensible place for installation, maintenance or other servicing (taking into account the cost and feasibility of replacing the Products periodically through wear and tear or to replace a faulty Product). Customer (or Customer's customer) shall be responsible for all costs incurred in any such installation, maintenance or servicing;

6. **WARRANTY** - See separate Warranty Page.

7. LIABILITY

7.1 This Clause 7 prevails over all other Clauses and sets forth the entire Liability of Supplier, and the sole and exclusive remedies of Customer, in respect of:

7.1.1 performance, non-performance, purported performance, delay in performance or mis-performance of this Contract or of any goods or services in connection with this Contract; or

7.1.2 otherwise in relation to this Contract or entering into this Contract.

7.2 Supplier does not exclude or limit its Liability for:

7.2.1 its fraud; or

7.2.2 death or personal injury caused by its Breach of Duty; or

7.2.3 any breach of the obligations implied by Section 12 Sale of Goods Act 1979 or Section 2 Supply of Goods and Services Act 1982; or

7.2.4 supply of a defective Product in accordance with Part I of the Consumer Protection Act 1987; or

7.2.5 any other Liability which cannot be excluded or limited by applicable law.

7.3 Subject to the Clause 7.2, Supplier does not accept and hereby excludes any Liability for Breach of Duty other than any Liability arising pursuant to the terms of this Contract.

7.4 Subject to the Clause 7.2, Supplier shall not have any Liability in respect of any:

7.4.1 indirect or consequential losses, damages, costs or expenses;

7.4.2 loss of actual or anticipated profits;

7.4.3 loss of contracts;

7.4.4 loss of anticipated savings;

7.4.5 loss of revenue;

7.4.6 loss of goodwill;

7.4.7 loss of reputation;

7.4.8 loss of business;

7.4.9 loss of operation time; or

7.4.10 loss of opportunity;

suffered by Customer in respect of this Contract whether or not such losses were reasonably foreseeable or Supplier or its agents or contractors had been advised of the possibility of Customer incurring such losses. For the avoidance of doubt, Clauses 7.4.2 to 7.4.10 apply whether such losses are direct, indirect, consequential or otherwise.

7.5 Subject to Clause 7.2, the total aggregate Liability of Supplier arising out of or in connection with all claims in aggregate (including warranty claims and losses relating to the breach of warranty) shall be limited to the greater of:

7.5.1 £5,000; or

7.5.2 200% of the total sums paid and 200% of the total other sums payable (in aggregate) by Customer to Supplier under this Contract in respect of the particular Products for which there are such claims.

7.6 The limitation of Liability under Clause 7.5 has effect in relation both to any Liability expressly provided for under this Contract and to any Liability arising by reason of the invalidity or unenforceability of any term of this Contract.

7.7 In this Clause 7:

7.7.1 "Breach of Duty" means the breach of any (i) obligation arising from the express or implied terms of a contract to take reasonable care or exercise reasonable skill in the performance of the contract or (ii) common law duty to take reasonable care or exercise reasonable skill (but not any stricter duty); and

7.7.2 "Liability" means liability in or for breach of contract, Breach of Duty, misrepresentation, restitution or any other cause of action whatsoever relating to or arising under or in connection with this Contract, including liability expressly provided for under this Contract or arising by reason of the invalidity or enforceability of any term of this Contract (and for the purposes of this definition, all references to "this Contract" shall be deemed to include any collateral contract).

8. FEES

8.1 Customer shall pay to Supplier the Fee and other sums due under this Contract.

8.2 Where Supplier requires a particular part of a Fee to be paid in advance of delivery of the Products, delivery of the Products is conditional on Supplier first receiving the advanced Fee and any other sums due in cleared funds in full from Customer.

8.3 Unless otherwise stipulated in the Quotation or Long Term Agreement (or otherwise agreed between the Parties in writing), Supplier may issue invoices to Customer for the Fee (or the relevant part) and other sums due in connection with the Fee upon delivery (or making available for collection) of the Products (or part of them).

8.4 Subject to Clause 8.2, unless otherwise provided in the Quotation or Long Term Agreement, Customer shall pay Supplier for any sums due under this Contract within 30 days after the date of the invoice for the relevant sums.

8.5 All Fees and sums due under this Contract are exclusive of any value added tax or other duties or taxes (if applicable) which shall be payable in addition at the same time as payment of the Fees and other sums due.

8.6 Customer shall pay Supplier by any payment method reasonably stipulated by Supplier.

8.7 Unless otherwise stipulated in this Contract or agreed in writing between the Parties, payment shall be in the currency in force in England from time to time.

8.8 Time for payment shall be of the essence.

8.9 Payment shall be deemed made when Supplier has received cleared funds in full.

8.10 Payment of all sums due to Supplier under this Contract shall be made by Customer in full without any set-off, deduction or withholding whatsoever.

8.11 If Customer is late in paying any part of any monies due to Supplier under this Contract or any other agreement between the Parties, Supplier may under this Contract or by any statute, regulation or bye-law) do any or all of the following:

8.11.1 charge interest on the amount due but unpaid at the annual rate of interest set under Section 6 of the Late Payment of Commercial Debts (Interest) Act 1998 from time to time from the due date until payment (after as well as before judgment), such interest to run from day to day and to be compounded monthly; and

8.11.2 sell or otherwise dispose of any Products which are the subject of any Order, whether or not appropriated thereto, and apply the proceeds of sale to the overdue payment; and

8.11.3 suspend the performance of this Contract and any other agreement between Supplier and Customer until payment in full has been made.

9. TERM AND TERMINATION

9.1 This Contract shall commence when it becomes legally binding in accordance with Clause 2.10 and, unless terminated earlier by either Party exercising any right of termination as set out in this Contract, shall continue in force until the later of:

9.1.1 Customer having paid for the Fees and all sums in full; and

9.1.2 Supplier having despatched all the Products.

9.2 Either Party may terminate this Contract immediately by notice in writing to the other Party if:

9.2.1 the other Party is in persistent breach of any of its obligations under this Contract or any other agreement between the Parties; or

9.2.2 the other Party is in material breach of any of its obligations under this Contract or any other agreement between the Parties which is incapable of remedy; or

9.2.3 the other Party fails to remedy, where capable of remedy, any material breach of any of its obligations under this Contract or any other agreement between the Parties after having been required in writing to remedy such breach within a period of no less than 30 days; or

9.2.4 the other gives notice to any of its creditors that it has suspended or is about to suspend payment or if it shall be unable to pay its debts within the meaning of Section 123 of the Insolvency Act 1986, or an order is made or a resolution is passed for the winding-up of the other Party or an administration order is made or an administrator is appointed to manage the affairs, business and property of the other Party or a receiver and/or manager or administrative receiver is appointed in respect of all or any of the other Party's assets or undertaking or circumstances arise which entitle the court or a creditor to appoint a receiver and/or manager or administrative receiver or administrator which entitle the court to make a winding-up or bankruptcy order or the other Party takes or suffers any similar or analogous action in consequence of debt.

9.3 In any event, Supplier may terminate this Contract if Customer is at least 10 Business Days' late in paying any sum due under this Contract.

9.4 Termination of this Contract shall be without prejudice to any accrued rights or remedies of either Party.

9.5 Termination of this Contract will not affect the coming into force or continuance in force of any provision which is expressly or by implication intended to come into or continue in force on or after such termination.

9.6 Upon termination of this Contract for any reason:

9.6.1 Supplier shall cease to perform this Contract; and

9.6.2 all outstanding Fees and any other sums shall become immediately payable, whether invoiced or not.

10. FORCE MAJEURE

10.1 Save for obligations in respect of payment of the Fees, neither Party shall have any Liability for any breach, hindrance or delay in the performance of this Contract attributable to any cause beyond its reasonable control including any event beyond the reasonable control of either party including Acts of God, actions or demands or requirements of third parties (including hackers, suppliers, governments or supra-national authorities), insurrection, riot, civil commotion, war, hostilities, warlike operations, enemy action, national emergencies, act of terrorism, piracy, arrests, restraints or detentions of any competent authority, strikes or combinations or lock-out of workmen, epidemic, fire, explosion, storm, flood, drought, earthquake, natural disaster, natural catastrophe, accident, mechanical breakdown, third party software, failure or problems with public utility supplies (including electrical, telecoms or general internet failure), unavailability or shortage of or inability to obtain materials, equipment, containers or transportation ("Event of Force Majeure"), regardless of whether the circumstances in question could have been foreseen.

10.2 Each of the Parties agrees to inform the other upon becoming aware of an Event of Force Majeure, such notice to contain details of the circumstances giving rise to the Event of Force Majeure.

10.3 The performance of each Party's obligations shall be suspended during the period that the circumstances persist and such Party shall be granted an extension of time for performance equal to the period of the delay.

10.4 Each Party shall bear its own costs incurred by the Event of Force Majeure.

10.5 Should any performance of obligations be delayed under this Clause 10, each Party shall nevertheless accept performance as and when the other shall be able to perform.

10.6 If the Event of Force Majeure continues without a break for more than one month, either Party may terminate this Contract immediately by notice to the other, in which event neither Party shall have any Liability by reason of such termination.

10.7 If Supplier has contracted to provide identical or similar products to more than one customer and is prevented from fully meeting its obligations to Customer by reason of an Event of Force Majeure, Supplier may decide at its absolute discretion which contracts it will perform and to what extent.

11. NOTICES

11.1 Any notice or other communication required or authorised to be given under this Contract shall be in writing and may be served by personal delivery or by recorded delivery letter (if to an address in the same country) or by overnight courier or by facsimile addressed to the relevant Party at its address stated in this Contract or at such other address or facsimile number as is notified by the relevant Party to the other for this purpose from time to time or at the address or facsimile number of the relevant Party last known to the other.

11.2 Any notice so given by post shall be deemed to have been served two Business Days after the same shall have been despatched to the overnight courier or Post Office and any notice so given by facsimile shall be deemed to have been served upon receipt of an answer back signal from the receiving machine, and in proving such service it shall be sufficient to prove that the letter or facsimile was properly addressed or numbered and, as the case may be, despatched or an answer back signal received.

12. ASSIGNMENT

12.1 Subject to any assignee (in the case of an assignment) confirming in writing to be bound by the provisions of this Contract, Supplier may assign, transfer, novate or subcontract its rights, liabilities or obligations under this Contract either in whole or in part to any other person, firm or company. Supplier shall promptly give notice to Customer of any assignment, transfer or novation.

12.2 Customer shall not assign, transfer, novate or charge or purport to assign, transfer, novate or charge this Contract or any of its rights, liabilities or obligations under this Contract without the prior written consent of Supplier.

13. GENERAL

13.1 No failure or delay by either Party in exercising any right under this Contract shall operate as a waiver of such right or extend to or affect any other or subsequent event or impair any rights or remedies in respect of it or in anyway modify or diminish that Party's rights under this Contract.

13.2 If any Clause or other provision in this Contract shall become or shall be declared by any court of competent jurisdiction to be invalid or unenforceable, such invalidity or unenforceability shall in no way affect any other Clause or provision or part of any Clause or provision, all of which shall remain in full force and effect.

13.3 Nothing in this Contract shall create or be deemed to create a partnership, an agency or a relationship of employer and employee between the Parties.

13.4 A person who is not a Party to this Contract has no rights under the Contracts (Rights of Third Parties) Act 1999 in respect of any term of this Contract.

13.5 This Contract shall be governed by and construed in accordance with English law and Customer hereby submits to the jurisdiction of the English courts. The parties irrevocably agree that the English courts shall have exclusive jurisdiction over any claim or matter brought by Customer in relation to this Contract. Nothing in this Clause 13.5 shall limit the right of Supplier to take proceedings against Customer in any other court of competent jurisdiction. All dealings, correspondence and contacts between the parties shall be made or conducted in the English language.

14. STOCK CLEANSE POLICY

14.1 The company does operate a stock cleanse and goods return policy for stockists of the Lumineux range of products, please contact your Account Manager for details and terms.

Version: 20 September 2017

Warranties

WARRANTY

- 6.1 Subject to the rest of this Clause 6, Supplier warrants that: the Products shall be free from material defects in design, workmanship and materials and conform to the specification for the Products set out in the Brochure or specification sheet.
- 6.2 The warranty set out in clause 6.1 above shall be in addition to any other warranty statement set out on the specification sheet or otherwise as expressly agreed in writing between the Supplier and the Customer.
- 6.3 Supplier is not responsible for any services or products not expressly stipulated in this Contract that Supplier will provide. Except for any matter upon which Supplier specifically agrees in writing with Customer to advise or do, Supplier shall not have any Liability for advising on, or failing to advise on, or doing, or failing to do, anything else (including on any laws, rules, regulations, bye-laws or codes of practice).
- 6.4 Supplier shall not have any Liability whatsoever to the Customer for loss of or damage to Products in transit.
- 6.5 Where a warranty claim is made by Customer under Clause 6.1, then, subject to Clause 6.7, Supplier shall at its option:
- 6.5.1 replace or repair; or
- 6.5.2 repay an appropriate portion of the purchase price of; or
- 6.5.3 provide a credit note in respect of a reasonable part of; the delivered Products which are not in conformance with the warranty set out in Clause 6.1. For the avoidance of doubt, the remedies set out in this Clause 6.5 are the sole remedies available to the Customer in respect of a claim made under clause 6.1
- 6.6 Supplier shall not have any Liability for providing Products to the extent caused by Supplier's compliance with and reliance on Customer's instructions or requirements.
- 6.7 Supplier's Liability for defective or damaged Products and any warranty claim is subject to:
- 6.7.1 Customer having signed and returned to the Supplier a copy of the Warranty Claim Terms and Conditions Form;
- 6.7.2 Customer notifying Supplier of any claim promptly upon discovery of the defect or damage and in any event within one month of discovery, specifying with reasonable detail the way in which it is alleged that the Products do not conform to this Contract;
- 6.7.3 Customer having provided Supplier with Supplier's delivery note number and such other information and documentation as Supplier reasonably requires at the same time as the notice in Clause 6.7.1;
- 6.7.4 Customer showing to Supplier's reasonable satisfaction that the defect or damage is solely attributable to Supplier's (or Supplier's subcontractors') defective design, materials or workmanship in the Products and not: (a) wear or tear from normal use; or (b) any installation or servicing by anyone after delivery by Supplier (including the carrier); (c) the combination, incompatibility, attachment, affixation, incorporation or mixing of the Products with any other goods, products, materials or substances; or (d) loss or damage of the Products caused during transit. If Customer is not happy with Supplier's decision on these issues, Customer may pay for an independent expert (subject to the Parties agreeing on an appropriate expert) to decide on whether Supplier has acted reasonably, and the expert's determination shall be final and binding on the Parties and not subject to appeal or other judicial review, save in the case of manifest error by the expert; if the expert decides that Supplier's decision was unreasonable, Supplier shall instead pay for the reasonable costs of the expert;
- 6.7.5 the Products having not been: (a) misused or subjected to neglect, improper or inadequate care or carelessness (including being hit, dropped, kicked, knocked or pushed), abnormal working or usage conditions; or (b) involved in any accident or attempt at repair, replacement, alteration, change or modification or inspection within the Product itself except by or on behalf of Supplier or as approved by Supplier or in accordance with Supplier's instructions; or (c) dealt with or installed or wired or used or stored contrary to good trade practice or any oral or written instructions, advice or recommendation of Supplier (including in the Brochure or any installation instructions provided on or before delivery);
- 6.7.6 Customer allowing and procuring Supplier (or Supplier's representatives) the opportunity to have access to, inspect, test and remove the Products;
- 6.7.7 Customer having paid for the Products in full; and
- 6.7.8 upon Supplier's request, Customer returning the defective or damaged Products strictly in accordance with the Returns Policy (carriage and insurance paid at Customer's risk) to Supplier's premises or such other location stipulated by Supplier anywhere in the world and carefully packed to avoid damage in transit (and Section 36 of the Sale of Goods Act 1979 shall not apply). Unless and until Supplier receives the Products, Customer shall hold the Products safely and securely in good condition.
- 6.8 The warranty contained in this Clause 6 is specifically limited to Customer. No warranty is made to any other person, whether subsequent buyer or user or customer, or to any bailee, licensee, assignee, employee, agent or otherwise.
- 6.9 If Customer makes an invalid claim under the warranty, Supplier may charge Customer for its fees and costs of examining, testing, storing, repairing and replacing the Products and dealing with the claim and removing and delivering the Products. For more information on these fees and costs, please refer to the Warranty Claim Terms and Conditions Form.
- 6.10 Subject to clause 6.2, except where expressly provided for within this Contract, Supplier expressly excludes all conditions, warranties, terms and obligations, whether express or implied by statute, common law or otherwise, to the fullest extent permitted by law in respect of the supply of the Products.

BATTERIES & BATTERY WARRANTIES

All Lumineux emergency products that are supplied with rechargeable batteries have a battery operation design life of > 4 years (subject to correct usage and installation)

Unless otherwise stated, Lumineux offer the following warranties on its emergency batteries:

Product warranty of 5 years have 2 year battery warranty
Product warranty of 3 years have 1 year battery warranty

Operation temperatures

0° to +30° unless specified on data sheet as standard operating temperatures.

Specific Battery Warranty Conditions

The above warranties are subject to the products being installed and maintained in accordance with the instructions supplied with the products and/or as set out in the product specification sheet.

Particular notice should be taken of all guidance and specifications quoted with regards to installing batteries in high ambient temperatures. Installing Lumineux emergency products in environments with higher ambient temperatures than those specified will void all warranties on those products.

Warranty Obligations

The company's obligations under this warranty is to repair and/or replace any defective parts or products at our sole discretion, providing such defective parts or products are brought to our attention within the specified warranty time period. B&T Associates Ltd / Lumineux is not responsible for any costs associated with the removal or replacement of defective parts and/or products or installation costs or consequential damages, however caused. In any event the maximum liability of the company under this warranty shall not exceed the purchase price of the product.

SURGE PROTECTION DEVICES

Surge Protection Devices (SPD) are a requirement under the 18th Edition of the Wiring Regulations and essential in protecting equipment from damage. The Institution of Engineering and Technology (IET) Wiring Regulations (BS 7671) has updated its guidance on SPD in successive editions.

For further information on SPD with a Lumineux product, please contact technical@lumineux.co.uk

Technical Glossary

ac (~)	Alternating Current, as found in the mains power supply.
Ampere (Amp)	The unit for measuring rate of electrical current: Current (Amps) = Power (Watts) / Voltage (Volts).
Ballast	A device that limits the amount of current in an electrical circuit.
Beam Angle	The degree of width that light emits from a light source. It refers to the angle between the opposing points on the beam axis where the intensity drops to 50%. There are many descriptions for the beam angle from narrow spot to wide flood.
Current	The flow of electrons. Measured (in amps) as the number of particles passing a given point per unit of time. Current can be induced by application of an electric field through a conductor or by changing the electric field across a capacitor.
COB	Abbreviation for Chip on Board. Chip on Board technology groups LEDs together in clusters straight onto the circuit boards. The benefits of COB LEDs are the extremely bright light output, long lamp life, high Lumen output and a greater level of efficiency.
Colour Rendering Index (CRI) The quality of light	A measure of the ability of a light source to reproduce the colours of a reference light. CRI is rated on a scale from 1-100. The lower the CRI rating, the less accurately colours will be reproduced. A light source with a CRI = 100 (Ra) would be a perfect reproduction.
Colour Temperature	Can simply be described as the colour characteristics of a light source. Colour temperature is measured in degrees Kelvin. A low colour temperature produces a warm yellowish light and a high colour temperature gives a cold blue light. Usually ranging from warm (yellowish) to daylight (very blue).
DALI	Abbreviation for Digital Addressable Lighting Interface, where each driver and control component such as a sensor or switch has a unique address on the lighting installation. This allows for configuration of the lighting installation and flexibility in the future.
Diffuser	Optical element used to diffuse light to improve uniformity.
Dimming	Many Lumineux luminaires are available as a dimmable version. Generally this requires a different driver to the standard fixed output driver and also may require additional wiring on site to operate/control the dimming function.
Driver	The driver is often the critical component in a LED luminaire or lamp, more so than the LED chip itself. The driver has to be matched to the power requirements of the LED chip and also have quality components. Drivers that use inferior components such as capacitors will fail before the rated life of the LED chip, reducing the claimed life by as much as 50%.
Efficacy	Used to describe the efficiency of a lamp and is measured in lumens per watt (LPCW). To determine the efficacy of a lamp you divide the lumen output of the lamp by the watts consumed.
Emergency Lighting	Facilitates the safe evacuation of an area in the event of a mains failure. The positioning and number of emergency lighting luminaires is detailed in the British Standard, BS5266. It is vital that emergency lighting is maintained correctly to ensure batteries are conditioned so it operates when required.
Fire Rated	A fire rated downlight incorporates materials that will expand when heated above a certain temperature to block any gaps and maintain the ability to keep a fire from spreading to other areas of the structure. The fire rating is only approved after the product has been tested and shown to withstand exposure to fire within certain time limits.
Flood Light	A lamp that provides a broad beam intended to light a general area.
Frequency	Applies to AC only and is the number of sine waves per second. The power supply wavelength fluctuates and is measured in Hertz.
Inrush Current	Components such as drivers can have high inrush currents for milliseconds due to the use of capacitors, this should be considered when specifying switching and breaker ratings.
Kelvin	The SI unit used to measure and denote colour temperature, degrees Kelvin.
kWh	Kilo-Watt-hour is the typical billing unit for electricity costs and represents 1kW of power over a 1 hour duration.
LED	Abbreviation for Light Emitting Diode. An electronic semiconductor device that emits light when electricity is passed through it.

Light Engine	LED light engine or LLE is the combination of one or more LED modules, together with an LED driver meaning it is ready to be fixed in the luminaire.
LM-80	In order to facilitate a comparison of the long term performance between different LEDs, the LED industry developed a standard, IES LM-80-08, which specifies how LED manufacturers and lighting manufacturers can test LED components to determine their performance over time. The LM-80 standard calls for operating a set of LED devices for a minimum of 6,000 hours under well controlled operating conditions (e.g. a constant DC drive current in a thermal chamber where the LED temperature and surrounding air temperature are controlled within specified limits). The LED samples are regularly removed (e.g. every 1,000 hours) from the thermal chamber in order to test relevant electrical and optical parameters for each LED, including forward voltage, light output, and colour point. Once the test reaches at least 6,000 hours, all test data is summarised in a comprehensive LM-80 test report.
TM-21	For many applications it is important to estimate when the light output will drop below 70% of the initial light output. However, given their excellent long-term performance, white LEDs typically exhibit only a small drop in light output after 6,000 hours. Therefore, the LED industry adopted a method, described in IES TM-21-11, to fit an exponential lumen maintenance model to actual LM-80 data. This model can then be used to project the average lumen maintenance of an LED product beyond the actual number of operating hours tested.
LM-70	Lumen maintenance is a prediction of the number of hours an LED will operate before it fades below a useful level of intensity. Currently, lumen maintenance reporting assumes that dropping below 70% of initial lumen output is the end-of-life for the emitter. Hence, L70 predicts when the LED reaches 70% of initial lumen output.
Lumens Per Circuit Watt (LPCW)	A calculation of the efficiency of a fitting. Lumens (4000) ÷ Wattage (50W) = 80LPCW.
Lumen Depreciation (L70) - Reduction of light output from the fitting	Lumen depreciation reflects the overall performance of a light source through its life. All light sources will encounter lumen depreciation. Factors such as poor thermal management or over voltage may accelerate lumen depreciation. Light levels can be defined as L90, L80 or L70. This is the point at which the Lumen output has depreciated to 90%, 80% or 70% of its original lumens.
Luminous Flux	The overall light output of a lamp or luminaire measured in lumens.
Lux	A measure of the intensity of light is measured by luminous flux per unit area. One lux is equal to one lumen per square metre.
Maintained Emergency	A maintained emergency luminaire is able to be used for both general and emergency lighting. A second live cable allows it to be turned on/off as required and detect a mains power circuit failure.
Microwave Sensor	The sensor emits low power microwaves that form a pattern in the area covered. When movement is detected the sensor turns the light source on. Microwave sensors are only recommended for indoor use as they are sensitive to movement and not heat.
Non-Maintained Emergency	A non-maintained emergency luminaire ONLY operates in emergency mode and is not for general lighting.
Photocell	A photocell / dusk till dawn sensor detects the level of daylight and adjusts accordingly. It changes the resistance depending on how much light is shining onto the sensor and activates or de-activates the light.
PIR (Passive Infrared)	A PIR is a device that is used to detect motion through infrared radiation. When a person walks past the sensor it picks up the change in the sensor field and activates the PIR.
Power Supply	Device that supplies electricity or energy. Most LED power supplies convert line voltage (240V AC) to 12 & 24V DC.
RGBW	RGBW stands for the colours Red, Green and Blue. They are the 'primary' light colours which come together to make other colours. While in LED RGBW lighting systems, Red Green and Blue LEDs are used together to produce many possible colours and provide unique lighting effects.
Self-Contained	The most common type of Emergency lighting luminaire, where all of the components are within one Emergency luminaire. This can include gear boxes connected directly to individual luminaires but outside the main luminaire housing. If within 1m, it is classed as self-contained.
SMD	Abbreviation for Surface Mount Device. SMDs are very small LEDs which are attached to a circuit board. Surface Mounted Device can be grouped together to achieve a higher level of brightness than standard LEDs.
Wattage	The power consumed by the LED.

IP Rating

The International Protection Rating / Ingress Protection Rating consists of the letters IP followed by two digits and an optional letter as defined in the international standard EN65029. The IP rating classifies the degrees of protection against dust, moisture and intrusion of solid objects. The IP number is split, the first digit represents protection against dust particles and the second digit represents the protection against moisture.

The table below shows the digits that conform with IP Rating.

First Numeral	Short Description – Example IP6X	Second Numeral	Short Description – Example IP5X
0	Non-protected	0	Non-protected
1	Protected against solid objects greater than 50mm	1	Protected against dripping water
2	Protected against solid objects greater than 12mm	2	Protected against dripping water when tilted up to 15°
3	Protected against solid objects greater than 2.5mm	3	Protected against spraying water
4	Protected against solid objects greater than 1.0mm	4	Protected against splashing water
5	Dust-protected	5	Protected against water jets
6	Dust-tight	6	Protected against heavy seas
		7	Protected against the effects of immersion
		8	Protected against submersion

IK Rating

The IK rating indicates the level of protection provided by enclosures against external mechanical impact, defined by standard IEC 62262 and IEC 60068-2-75:1997. IK ratings are identified by a code that consists of the letters IK followed by two digits. The two digits range from 00 to 10 and relate to how well the enclosure resists the impact of energy levels measured in joules.

IK00	Not protected -
IK01	Protected against 0.14 joules impact. Equivalent to impact of 0.25kg mass dropped from 56mm above impacted surface.
IK02	Protected against 0.2 joules impact. Equivalent to impact of 0.25kg mass dropped from 80mm above impacted surface.
IK03	Protected against 0.35 joules impact. Equivalent to impact of 0.25kg mass dropped from 140mm above impacted surface.
IK04	Protected against 0.5 joules impact. Equivalent to impact of 0.25kg mass dropped from 200mm above impacted surface.
IK05	Protected against 0.7 joules impact. Equivalent to impact of 0.25kg mass dropped from 280mm above impacted surface.
IK06	Protected against 1 joules impact. Equivalent to impact of 0.25kg mass dropped from 400mm above impacted surface.
IK07	Protected against 2 joules impact. Equivalent to impact of 0.5kg mass dropped from 400mm above impacted surface.
IK08	Protected against 5 joules impact. Equivalent to impact of 1.7kg mass dropped from 300mm above impacted surface.
IK09	Protected against 10 joules impact. Equivalent to impact of 5kg mass dropped from 200mm above impacted surface.
IK10	Protected against 20 joules impact. Equivalent to impact of 5kg mass dropped from 400mm above impacted surface.



Important Information

The information, technical specification and photography contained in this catalogue is representative of general models and is correct at the time of going to press. All dimensions and weight given are advisory and should be checked and confirmed prior to any crucial installation procedures such as ceiling cut-outs taking place. Whilst suggestions regarding luminaire applications are given, it is the responsibility of the installer to verify suitability.

B&T Associates Ltd reserves the right to make any modification necessary to parts or details without prior notice. The information contained in its publication does not form part of any contract with B&T Associates Ltd any item supplied is done in full accordance of our Conditions of Sale. (A copy of which is available on request).



Manby Park, Manby, Louth,
Lincolnshire, LN11 8UT

Tel: 01507 328031

Email: sales@lumineux.co.uk

Monday - Thursday : 8.00am to 5.00pm
Friday : 8.00am to 3.00pm

